

KURZANLEITUNG

QUICK START GUIDE

GUIDE SIMPLIFIÉ









Liebe Kinder und Eltern, wir empfehlen euch den Crawler gemeinsam zu bauen. Bitte beachtet dabei, die Schrauben nicht zu fest anzuziehen.

Dear children and parents, we recommend that you build the crawler together. Please do not over-tighten the screws.

Chers enfants et chers parents, nous vous conseillons d'assembler véhicule ensemble. Lors de l'assemblage, veuillez à ne pas trop serrer les vis.



Gebrauchsanleitung
innenliegend
Notice à l'intérieur






Achtung | Attention | Attention

Zusätzlich Information zum Aufbau der Bauschritte 2 - 6




Additional information on the structure of construction steps 2 - 6

Informations supplémentaires sur la structure des étapes de construction 2 - 6

2/3



6



Bitte nutzen Sie den notwendige Kraftaufwand zur Montage der Motoren aus den Bauschritten der Punkte 4 und 5.

Please use the force required to install the motors from the assembly steps in points 4 and 5.

Veuillez utiliser la force nécessaire pour monter les moteurs à partir des étapes de construction des points 4 et 5.

