



EUROCOPTER EC135 "Polis"

En av de mest lyckade helikoptrarna på senare år den tvåmotoriga, lätta helikoptern EC135, som blivit en verklig bestsäljare för Eurocopter. EC135 karakteriseras av dess tystgående Fenestron stjärtrotor, honey-comb struktur, rotorblad av komposit och med multirole kapacitet. Den är en av de minst kostnadskrävande helikoptrarna och kräver endast ett minimum av underhåll. Polisflyget i Sverige tillfördes sin första EC135 i augusti 2001. Idag finns sju stycken placerade i Stockholm, Göteborg, Malmö, Östersund och Boden och användes för räddning och allmänna polisuppgifter. Den är försedd med strålkastare, IR-kamera och kan utrustas med räddningsvinsch och lastkrok.

EUROCOPTER EC135 "Polis"

As one of the most successful helicopters in recent years the twin engine, light helicopter EC135 has become a real best seller for Eurocopter. The EC135 is characterised by its low-noise Fenestron tail rotor, a cellular structure and fiber tissue rotor blades as well as a multirole capability. It is one of the least expensive helicopters of the new generation requiring only a minimum of maintenance. In Sweden the Police version of EC135 started service in 2001 at Polisflyget in Stockholm, Göteborg, Malmö, Östersund and Boden and is being used for rescue and general police operations. It is equipped with a search light, FLIR, rescue winch and cargo hook when applicable.

Form hergestellt und im Eigentum von Revell GmbH & Co. KG. Widerrechtliche Nachahmungen werden gerichtlich verfolgt.
 Ce produit est propriété de la société Revell GmbH & Co. KG. Toute utilisation ou duplication frauduleuse fera l'objet de poursuites en justice.
Modelado y en propiedad de Revell GmbH & Co. KG. Imitaciones ilícitas serán perseguidas por la ley.
 Forma prodotta della Revell GmbH & Co. KG. e di proprietà della stessa impresa, la quale procederà legalmente contro ogni imitazione abusiva.
Malli on Revell GmbH & Co. KG. valmistama ja omaisuus. Laittoaan kopiointiin tullaan puuttamaan oikeudellisin toimin.
 Design utviklet av og eies av Revell GmbH & Co. KG. Etterligning uten tillatelse blir gjenstand for rettslig forfølgelse.
Produkcia i prawa własności firmy Revell GmbH & Co. KG. Nielegalne podrobienie jest zabronione pod odpowiedzialnością sądową.
 Model, Revell GmbH & Co. KG. firmasının mülkiyeti altında imel edilmiştir. Kanuna aykırı taklifler mahkumeye takip edilecektir.
A forma elkészítője és a tulajdonjog bíróságra a Revell GmbH & Co. KG. A jogellenes utánzatokat és hamisítványokat bíróságiilag üldözik.
 Mould manufactured by and property of Revell GmbH & Co. KG. Illegal imitations are subject to prosecution.

Vorm vervaardigd door en eigendom von Revell GmbH & Co. KG. Onrechtmatige nabootsingen worden gerechtelijk vervolgd.
 Formas produzidas e de propriedade da Revell GmbH & Co. KG. Cópias não autorizadas serão processadas juridicamente Como determinado na lei.
Modellen tillverkad av och tillhör Revell GmbH & Co. KG. All kopiering beträvas enligt lagen om upphovsrätt.
 Formen er fremstillet af Revell GmbH & Co. KG. som også har ejendomsret. Lovstridige efterligninger søgges.
Модель изготовлен и влчается собственностью фирмы Revell GmbH & Co. KG. Противозаконные подделки преследя и отся в судебном порядке.
 Η μορφή κατασκευαστηκε και περιηλθε ιδιοκτησια της Revell GmbH & Co. KG. Οι παρανομες μιμησεις θα καταδικωνται δικαστικως.
Tvar byl vytvořen firmou Revell GmbH & Co. KG. a je jejím vlastnictvím. Proti nezákonným napodobením se bude postupovat soudní cestou.
 Forma je proizvedene in je vlasnistvo Revell GmbH & Co. KG. Neovlascene kopije bodo pravno kaznjene.

Verwendete Symbole/Used Symbols

Bitte beachten Sie folgende Symbole, die in den nachfolgenden Baustufen verwendet werden.

Veillez noter les symboles indiqués ci-dessous, qui sont utilisés dans les étapes suivantes du montage.

Sirvanse tener en cuenta los símbolos facilitados a continuación, a utilizar en las siguientes fases de construcción.

Si prega di fare attenzione ai seguenti simboli che vengono usati nei successivi stadi di costruzione.

Huomioi seuraavat symbolit, joita käytetään seuraavissa kokonaisuissa.

Legg merke til symbolene som benyttes i monteringsstapene som følger.

Proszę zwracać na następujące symbole, które są użyte w poniższych etapach montażowych.

Daha sonraki montaj basamaklarında kullanılacak olan, aşağıdaki sembollere lütfen dikkat edin.

Kérjük, hogy a következő szimbólumokat, melyek az alábbi építési fokokban alkalmazásra kerülnek, vegyék figyelembe.

Please note the following symbols, which are used in the following construction stages.

Neem a.u.b. de volgende symbolen in acht, die in de onderstaande bouwfasen worden gebruikt.

Por favor, preste atenção aos símbolos que seguem pois os mesmos serão usados nas próximas etapas de montagem.

Observera: Medanstående piktogram används i de följande arbetsmomenten.


Lag vänligt märke till följande symboler, som benyttes i de följande byggesteg.

Покажіть, обрните уважання на наступні символи, які використовуються в наступних операціях зборки.

Παρακαλώ προσέξτε τα παρακάτω σύμβολα, τα οποία χρησιμοποιούνται στις παρακάτω βαθμίδες συναρμολόγησης.

Dbejte prosím na dále uvedené symboly, které se používají v následujících konstrukčních stupních.

Prosimo za Vašu pozornost na sledeće simbole ki se uporabljajo v naslednjih korakih gradbe.



Kleben
Glue
Coller
Lijmen
Engomar
Colar
Incollare
Limmas
Limmaa
Klæbning
Lim
Клеить
Przykleić
κόλλημα
Yapıştırma
Lepeni
ragasztani
Lepiti



Nicht kleben
Don't glue
Ne pas coller
Niet lijmen
No engomar
Não colar
Non incollare
Limmas ej
Älä limmaa
Må ikke klæbes
Ikke lim
Не клеить
Nie przyklejać
μη κολλάτε
Yapıştırma
nem szabad ragasztani
Ne lepiti



Klebeband
Adhesive tape
Dévidoir de ruban adhésif
Plakband
Cinta adhesiva
Fita adesiva
Nastro adesivo
Tejp
Teippi
Tape
Tape
Клейкая лента
Tašma klejača
κολλητική ταινία
Yapıştırma bandı
Lepici páska
ragasztószalag
Traka z lepliom



Anzahl der Arbeitsgänge
Number of working steps
Het aantal bouwstappen
Nombre d'étapes de travail
Het aantal bouwstappen
Número de operaciones de trabajo
Número de etapas de trabalho
Número de passaggi
Antal arbetsmoment
Työväiheiten lukumäärä
Antal arbejdsforløb
Antall arbeidstrinn
Колличество операций
Liczba operacji
αριθμός των εργασιών
İş safhalarının sayısı
Počet pracovných operáci
a munkafolyamatok száma
Številka koraka montaže



Wahlweise
Optional
Facultatif
Naar keuze
No engomar
Alternado
Facoltativo
Valfritt
Valitoehtoisesti
Efter eget valg
Valgfritt
На выбор
Do wyboru
εναλλακτικά
Seçmeil
Voliteľné
tetszés szerint
način izbire



Abziehbild in Wasser einweichen und anbringen
Soak and apply decals
Optional
Mouiller et appliquer les décalcomanies
Transfer in water even laten weken en aanbrengen
Remojar y aplicar las calcomanías
Alternado
Pör de molho em água e aplicar o decalque
Facoltativo
Immergere in acqua ed applicare decalcomanie
Blöt och läst dekalerna
Valfritt
Kostuta siirtokuva vedessä ja asela paikalleen
Valitoehtoisesti
Overføringsbilledet lægges i blød og anbringes
Dypp bildet i vann og sett det på
Valgfritt
Переводную картинку намочить и нанести
Zmíčkzyč kalkomanie w wodzie a następnie nakleić
בושתו את החלקונים במים ונעלה אותם
Cikartmayı suda yumuşatın ve koyun
Obtisk namočiti ve vodě a umístit
Voliteľné
a matricát vibzen beázatni és felhelyezni
Preslikač potopiti v vodo in zatem nanašati



Bauteile trocknen lassen
Laisser sécher les pièces
Dejar secar las piezas
Deixar secar os componentes
La delene tørke
Allow the parts to dry
Oderdelen laten drogen
Far asciugarsi i componenti
Anna osien kuivua
Låt byggedelarna torka
Lad komponenterne tørre
Czesci pozostawć do wyschniecia
Yapi parçalarını kurumaya bırakınız
Jednotlivé díly nechte zaschnout
Αφήστε τα μέρη να στεγνώσουν
Alkatrészeket hagyja száradni
Pustite da sestavni deli posušijo
Дать деталям высохнуть



Mit einem Messer abtrennen
Detach with knife
Détacher au couteau
Met een mesje afsnijden
Separarlo con un cuchillo
Separar utilizando uma faca
Staccare col coltello
Skär loss med kniv
Irrota veitsellä
Adskilles med en kniv
Skjær av med en kniv
Отделять ножом
Odciać nożem
διαχωρίζετε με ένα μαχαίρι
Bir bıçak ile kesin
Oddělit pomocí nože
kés segítségével leválasztani
Oddeliti z nožem



Loch bohren
Make a hole
Faire un trou
Maak een gat
Practicar un taladro
Perforar
Fare un foro
Borra hål
Poraa reikä
Der bores et hul
Bor hull
Просверлить отверстие
wywiercić otwór
ανοίξετε τρύπα
Delik açın
Vyvratť dírú
lyukat fúrni
Narediti lukinjo



Klarsichtteile
Clear parts
Pièces transparentes
Transparente onderdelen
Limpiar las piezas
Peça transparente
Parte trasparente
Genomsiktig detaljer
Läpinäkyvät osat
Gjennomsigtige dele
Gjennomsiktige deler
Прозрачные детали
Elementy przezroczyste
διαφανή εξαρτήματα
Seifaf parçalar
Průzračné díly
áttetsző alkatrészek
Deli ki se jasno vide



Entfernen
Remove
Détacher
Verwijderen
Sacar
Retirar
Eliminare
Tag loss
Poista
Fjernes
Fjern
Удалить
Usunąć
απομακρύνετε
Temizleyin
Odstranit
eltávolítani
Ostraniti



Abbildung zusammengesetzter Teile
Illustration of assembled parts
Figure représentant les pièces assemblées
Afbeelding van samengevoegde onderdelen
Ilustración piezas ensambladas
Figura representando peças encaixadas
Bilden visar dalarna hopsatta
Illustrazione delle parti assemblate
Illustration af sammensatte dele
Illustrasjon, sammensatte dele
Изображение смонтированных деталей
Fysunek zlozonych części
απεικόνιση των συναρμολογημένων εξαρτημάτων
Temizleyin
Zobrazení sestavených dílů
összeállított alkatrészek ábrája
Slika slopljenega dela



zur besseren Ausbalancierung mit einem Gewicht beschweren
Add weight for improved stability
Pour une mise en place correcte allourdir
Voor evenwicht gewicht aanbrengen
Colocar un peso para obtener un mejor equilibrio
Utilizar um peso para melhor balanceamento
Per un migliore bilanciamento metterci su un peso
belast med en vikt för bättre balansering
paremmman tasapainon saavuttamiseksi kuormita painolla
Til bedre afbalancering vedhænges en vægt
For bedre avbalansering - belast med en vekt
для лучшего отбалансирования положить груз
dla lepszego wyrównoważenia obciążyc ciężarkiem
για την καλύτερη αντιστάθμιση τοποθετείστε ένα βάρος
Daha iyi dengelemek için bir ağırlık koyun
Za úcelem lepsiho vyvázení zatížit závažím
a jobb kiegyenlítés érdekében egy nehezkével ellátni
Zaradi boljše ravnoteže postaviti kontratežo z tegom

Nicht enthalten
Not included
Non fourni
Behoort niet tot de levering
No incluido
Non compresi
Não incluido
Ikke medsendt
Ingår ej
Ikke inkluderet
Eivåt sisälly
Δεν συμπεριλαμβάνεται
He содержится
Nem tartalmazza
Nie zawiera
Ni vsebovano
İçerisinde bulunmamaktadır
Není obsaženo



Gleichen Vorgang auf der gegenüberliegenden Seite wiederholen
Repeat same procedure on opposite side
Opérer de la même façon sur l'autre face
Dezelfde handeling herhalen aan de tegenoverliggende kant
Realizar el mismo procedimiento en el lado opuesto
Repertir o mesmo procedimento utilizado no lado oposto
Stessa procedura sul lato opposto
Upprepa proceduren på motsatta sidan
Toista sama toimenpide kuten viereisellä sivulla
Det samme arbejdet gentages på den modsatliggende side
Gjenta prosedyren på siden vers overfor
Повторять такую же операцию на противоположной стороне
Takí sam przebieg czynności powtórzyc na stronie przeciwnej
επανάλαβετε την ίδια διαδικασία στην απέναντι πλευρά
Aynı işlemleri karşı tarafta tekrarlayın
Stejný postup zopakovat na protilehlé straně
ugyanazt a folyamatot a szemben található oldalon megismételni
Isti postopek ponoviti in na suprotni strani

Benötigte Farben/Used Colors

Benötigte Farben
Required coloursPeintures nécessaires
Benodigde kleurenPinturas necesarias
Tintas necessáriasColori necessari
Använda färgerTarvittavat värit
Du trenger følgende fargerNødvendige farger
Необходимые краскиPotrzebne kolory
Απαιτούμενα χρώματαGerekli renkler
Potrebne barvySzükséges színek
Potrebne barve

A

hellgrau, seidenmatt 371
light grey, silky-matt
gris clair, satiné mat
lichtgrijs, zijdemat
gris claro, mate seda
cinzento claro, fosco sedoso
grigio chiaro, opaco seta
ljusgrå, sidenmatt
vaaleanharmaa, silkinihimmeä
lysegrå, silkematt
lysgrå, silkematt
светло-серый, шелковисто-матовый
jasnoszary, jedwabisto-matowy
ανοιχτό γκρι, μεταξωτό ματ
açik gri, ipek mat
světložesdá, hedvábně matná
világosszürke, selyemmatt
svetlo siva, svila mat

B

grau, matt 57
grey, matt
gris, mat
grijs, mat
gris, mate
cinzento, fosco
grigio, opaco
grå, matt
harmaa, himmeä
grå, mat
grå, matt
серый, матовый
szary, matowy
γκρι, ματ
gri, mat
šedá, matná
szürke, matt
siva, mat

C

gelb, matt 15
yellow, matt
gris, mat
geel, mat
amarillo, mate
amarelo, fosco
giallo, opaco
gul, matt
keltainen, himmeä
gul, mat
gul, matt
черный, шелковисто-матовый
szary, jedwabisto-matowy
κίτρινο, ματ
sari, mat
žlutá, matná
sárga, matt
rumena, mat

D

schwarz, seidenmatt 302
black, silky-matt
noir, satiné mat
zwart, zijdemat
negro, mate seda
preto, fosco sedoso
nero, opaco seta
svart, sidenmatt
musta, silkinihimmeä
sort, silkematt
sort, silkematt
черный, шелковисто-матовый
szary, jedwabisto-matowy
μαύρο, μεταξωτό ματ
siyah, ipek mat
černá, hedvábně matná
fekete, selyemmatt
črna, svila mat

E

weiß, glänzend 4
white, gloss
blanc, brillant
wit, glansend
blanco, brillante
branco, brilhante
bianco, lucente
vit, blank
valkoinen, kiiltävä
hvid, skinnende
hvit, blank
белый, блестящий
biały, blyszczący
λευκό, γυαλιστερό
beyaz, parlak
béla, lesklá
fehér, fényes
bela, bleskajoča

F

staubgrau, matt 77
dust grey, matt
gris poussière, mat
stofgrijs, mat
ceniciento, mate
cinzento de pó, fosco
grigio sabbia, opaco
dammgrå, matt
pölynharmaa, himmeä
støvgrå, mat
støvgrå, matt
серый пыльный, матовый
szary kurz, matowy
χρώμα σκόνης, ματ
toz grisi, mat
prachové šedá, matná
porszürke, matt
prah siva, mat

G

hellgrau, matt 76
light grey, matt
gris clair, mat
lichtgrijs, mat
gris claro, mate
cinzento-claro, mate
grigio chiaro, opaco
ljusgrå, matt
vaaleanharmaa, matta
lysegrå, matt
lysgrå, matt
светло-серый, матовый
jasnoszary, matowy
γκρι ανοιχτό, ματ
açik gri, mat
világosszürke, matt
světložesdá, matná
svetlosiva, brez leska

H

aluminium, metallic 99
aluminium, metallic
aluminium, métallique
aluminium, metallic
aluminio, metalizado
aluminio, metalico
aluminium, metallic
alumiini, metallikiitto
aluminium, metallak
aluminium, metallic
алюминиевый, металл
aluminium, metaliczny
αλουμινίου, μεταλλικό
aluminium, metalik
hliníková, metaliza
aluminium, metall
aluminium, metalik

I

anthrazit, matt 9
anthracite grey, matt
anthracite, mat
antraciet, mat
antracita, mate
antracite, fosco
antracite, opaco
antraçit, matt
antrasiti, himmeä
koksgrå, mat
antrasitt, matt
антрацит, матовый
antracyt, matowy
ανθρακι, ματ
antrasit, mat
antracit, matná
antracit, matt
tamno siva, mat

J

eisen, metallic 91
steel, metallic
coloris fer, métallique
ijzerkleurig, metallic
ferroso, metalizado
ferro, metálico
ferro, metalico
järnfärg, metallic
teräksenvärinen, metallikiitto
jern, metallak
jern, metallic
стальной, металл
żelazo, metaliczny
σιδηρού, μεταλλικό
demir, metalik
železná, metaliza
vas, metall
železna, metalik

K

rot, klar 731
red, clear
rouge, clair
rood, helder
rojo, claro
vermelho, claro
rosso, chiaro
röd, klar
punainen, kirkas
rød
rød
красный
czerni
κόκκινο, διαυγές
kirmizi, şeffaf
červená, čirá
piros, áttetsző
rdeča, jasna

L

blau, klar 752
blue, clear
bleu, transparent
blauw, transparent
azul, transparente
azul, claro
blu, trasparente
blá, klar
sininen, kirkas
blá, klar
blá, klar
синий, прозрачный
niebieski, przejrzysty
ήπλε, καθαρό
mavi, açik
lék, átlátszó
modrá, jasná
modra, prozorna

M

steingrau, matt 75
stone grey, matt
gris pierre, mat
steengrijs, mat
gris pizarra, mate
cinzento pedra, fosco
grigio roccia, opaco
stengrå, matt
kivenharmaa, himmeä
stengrå, mat
steingrå, matt
серый каменный, матовый
szary kamien., matowy
γκρι πέτρας, ματ
sari, mat
kamenné šedá, matná
kőszürke, matt
kamen siva, mat

80% N 20%

lichtblau, glänzend 50 +
light blue, gloss
bleu clair, brillant
lichtblau, glansend
azul celeste, brillante
azul celeste, brilhante
blu celeste, lucente
ljusblå, blank
vaaleansininen, kiiltävä
lysende blá, skinnende
lyseblå, blank
голубой, блестящий
jasnoniebieski, blyszczący
μπλε φωτός, γυαλιστερό
taş grisi, parlak
světlemodrá, lesklá
világító kék, fényes
svetlo plava, bleskajoča

20%

blau, glänzend 52
blue, gloss
bleu, brillant
blauw, glansend
azul, brillante
azul, brilhante
blu, lucente
blá, blank
sininen, kiiltävä
blá, skinnende
blá, blank
синий, блестящий
niebieski, blyszczący
μπλε, γυαλιστερό
mavi, parlak
modrá, lesklá
kék, fényes
plava, bleskajoča

O

feuerrot, glänzend 31
fiery red, gloss
rouge feu, brillant
rood helder, glansend
rojo fuero, brillante
vermelho vivo, brilhante
rosso fuoco, lucente
eldröd, blank
tulipunainen, kiiltävä
ildrød, skinnende
ildrød, blank
огненно-красный, блестящий
czernony ognisty, blyszczący
κόκκινο φωτός, γυαλιστερό
ateş kırmızı, parlak
ohnivě červená, lesklá
tűzpiros, fényes
ogejn rdeča, bleskajoča

80% P 20%

eisen, metallic 91
steel, metallic
coloris fer, métallique
ijzerkleurig, metallic
ferroso, metalizado
ferro, metálico
ferro, metalico
järnfärg, metallic
teräksenvärinen, metallikiitto
jern, metallak
jern, metallic
стальной, металл
żelazo, metaliczny
σιδηρού, μεταλλικό
demir, metalik
železná, metaliza
vas, metall
železna, metalik

rost, matt 83
rust, matt
rouille, mat
roest, mat
orin, mate
ferrugem, fosco
color ruggine, opaco
rost, matt
ruoste, himmeä
rust, matt
rust, matt
ржавчина, матовый
rdzawy, matowy
χρώμα σκουριάς, ματ
pas rengi, mat
rezavá, matná
rozsdá, matt
rjava, mat

Q

grau, seidenmatt 374
grey, silky-matt
gris, satiné mat
grijs, zijdemat
gris, mate seda
cinzento, fosco sedoso
grigio, opaco seta
grå, sidenmatt
harmaa, silkinihimmeä
grå, silkematt
grå, silkematt
серый, шелковисто-матовый
szary, jedwabisto-matowy
γκρι, μεταξωτό ματ
gri, ipek mat
šedá, hedvábně matná
szürke, selyemmatt
siva, svila mat

S

panzergrau, matt 78
tank grey, matt
gris blindé, mat
pantsergrijs, mat
plomizo, mate
cinzento militar, fosco
color carro armato, opaco
pansargrå, matt
panssarinharmaa, himmeä
kampvogngrå, mat
pansergrå, matt
серый танк, матовый
szary czolg., matowy
γκρι τανκς, ματ
panzer grisi, mat
páncélově šedá, matná
páncélszürke, matt
okloпно siva, mat

T

silber, metallic 90
silver, metallic
argent, métallique
zilver, metallic
plata, metalizado
prata, metálico
argento, metalico
silver, metallic
hopea, metallikiitto
sølv, metallak
sølv, metallic
серебристый, металл
srebro, metaliczny
ασημί, μεταλλικό
gümüş, metalik
stříbrná, metaliza
ezüst, metall
srebrna, metalik

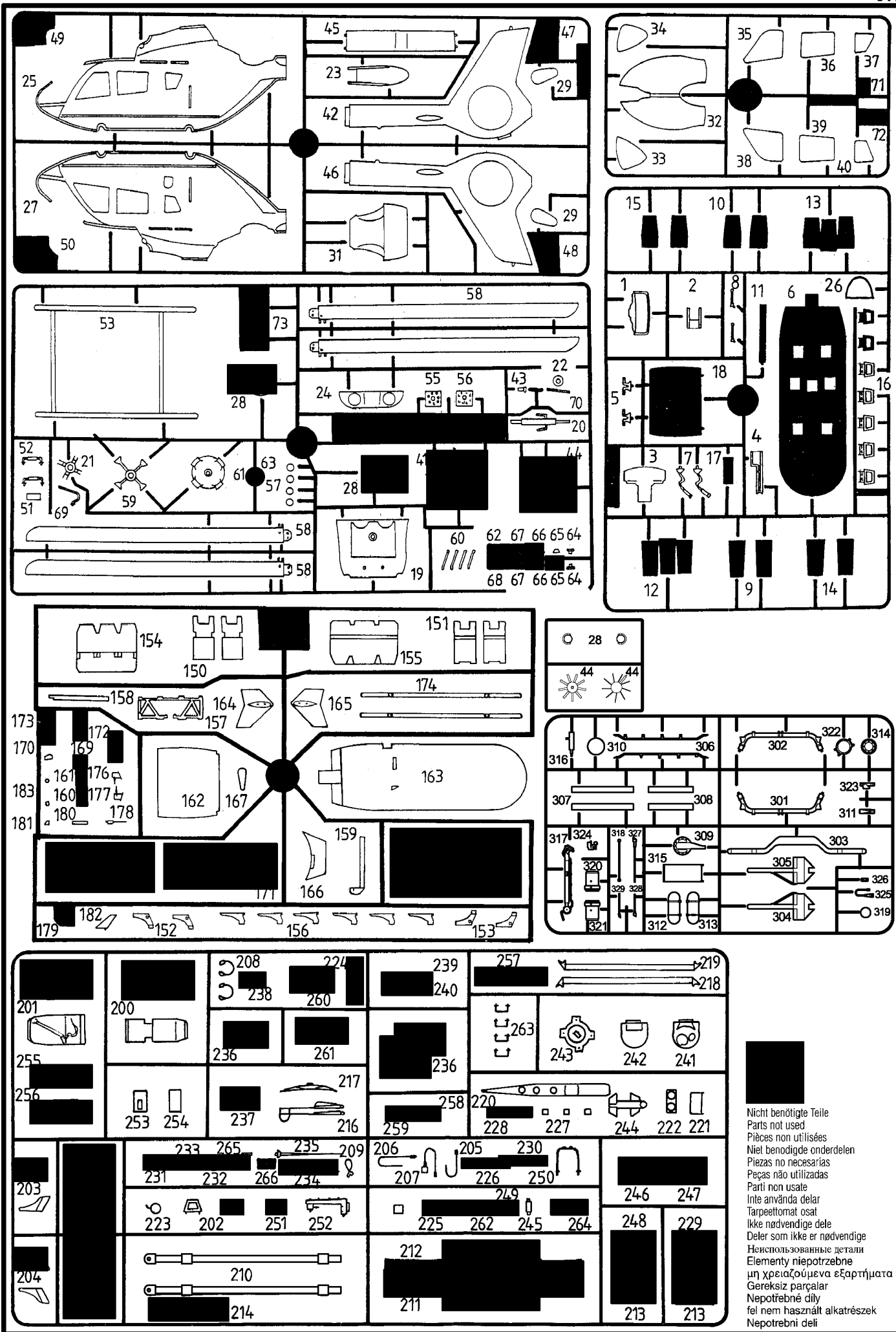
Dieser Bausatz wurde in mehrfachen Qualitäts- und Gewichtskontrollen auf Vollständigkeit überprüft. Reklamationen können nur bearbeitet werden, wenn die Bauanleitung, das aus der Kartonage herausgeschchnittene EAN-Strichcode-Feld und der Kassenbon eingeschickt werden. Bitte haben Sie Verständnis dafür, dass wir nur Gewährleistung bei aktuellen Artikeln übernehmen können, die im Zeitraum der letzten 24 Monate erworben worden sind. Unfrei eingesandene Reklamationssendungen werden von uns nicht angenommen!
„Einzelteile für Umbauten können gegen Vorkasse erworben werden.“ Unsere Adresse: Revell GmbH & Co. KG, Abteilung X, Henschelstr. 20-30, 32257 Bünde. Dieser Direktservice gilt für die Länder: Deutschland, Benelux, Österreich, Frankreich, Großbritannien. Reklamationen aus den übrigen Ländern werden über die jeweiligen Distributeure abgewickelt. Bitte kontaktieren Sie Ihren Händler.

This Model Kit has been subject to extensive quality and weight checks during the manufacturing process to ensure it leaves our warehouse in perfect condition. We are only able to process applications for missing parts if the following procedure is followed. In all cases the following will be required before we are able to process any request: Original receipt (proof of purchase) original instruction sheets (will be returned) and the bar code cut out of the box. We may not be able to process requests for products that have been discontinued for more than 24 months. Products that are returned directly to us without prior authorisation by a company representative will not be accepted and returned to sender. Replacement parts for conversion or spares will continue to be available however they will incur a handling charge. Please write to: Department X Revell GmbH & Co. KG, Henschelstr. 20-30, 32257 Bünde. This direct service is only available in the following markets: Germany, Benelux, Austria, France & Great Britain. Revell GmbH & Co. KG, Boston Hous, 64-66 Queensway, Hemel Hempstead, Herts, HP2 5HA, Great Britain.



For all other markets please contact your local dealer or distributor directly.
Afin de vous donner entière satisfaction et pour nous assurer que tous les éléments nécessaires

au montage de votre maquette sont présents dans la boîte, cet article a subi dans son intégralité divers contrôles qualitatifs ainsi que des contrôle de poids.
Si toutefois vous devez nous faire part de certaines réclamations, nous vous prions de bien vouloir vous adresser à votre revendeur habituel, muni de la notice de montage, du code EAN découpé sur la boîte, ainsi que de votre ticket de caisse.
Le SAV ne sera assuré que pour les articles ayant été acquis depuis moins de 24 mois.
Les pièces de rechange utilisées pour la transformation de maquettes pourront être obtenues en pré-paiement. Dans le cas où vous n'obtiendriez pas satisfaction, vous pouvez vous adresser directement à notre service SAV à l'adresse suivante: REVELL GmbH & Co. KG, Abteilung X, Henschelstraße 20-30, D-32257 Bünde ou Revell GmbH & Co. KG, 14 B, rue du Chapeau Rouge, F-21000 Dijon, France.
Pour tous les autres marchés, merci de prendre contact avec votre détaillant ou distributeur.

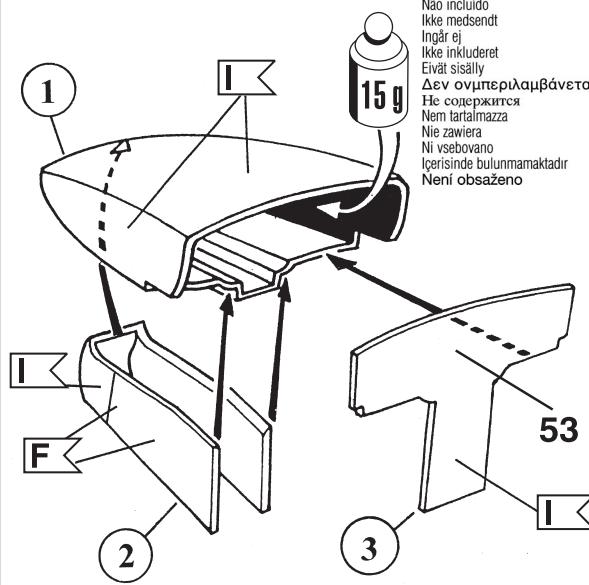
Deze bouwdoos werd verscheidene malen volledig gecontroleerd op kwaliteit en gewicht. Klachten kunnen slechts in behandeling worden genomen indien de bouwhandleiding, de uit de doos geknipte EAN-streepjescode en de kassabon zijn meegezonden. Wij vragen om uw begrip dat wij alleen garantie kunnen geven voor huidige artikelen die binnen een periode van de laatste 24 maanden zijn gekocht. Onvoldig ingezonden klachten kunnen niet in behandeling worden genomen. Onderdelen voor ombouw kunnen tegen vooruitbetaling gekocht worden.
Ons adres is: Revell GmbH & Co. KG, Afdeling X, Henschelstrasse 20-30, 32257 Bünde. Duitsland. Deze directe service geldt alleen voor de volgende landen: Duitsland, Benelux, Oostenrijk, Frankrijk, Groot Britannië.
Klachten afkomstig uit overige landen worden via de eventuele lokale vertegenwoordigers van Revell afgewikkeld. Wij verzoeken U contact op te nemen met uw winkelier.





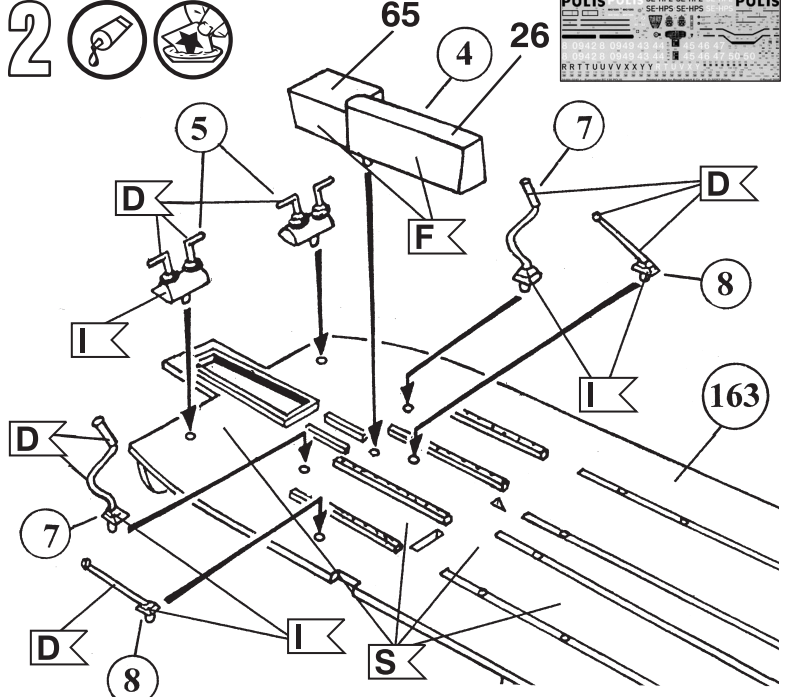
■ Nicht benötigte Teile
 ■ Parts not used
 ■ Pièces non utilisées
 ■ Niet benodigde onderdelen
 ■ Piezas no necesarias
 ■ Peças não utilizadas
 ■ Partii non usate
 ■ Inte använda delar
 ■ Tarpeettomat osat
 ■ Ikke nødvendige dele
 ■ Deler som ikke er nødvendige
 ■ Неиспользованные детали
 ■ Elementy niepotrzebne
 ■ μη χρησιμοποιούμενα εξαρτήματα
 ■ Gereksiz parçalar
 ■ Nepotrebné diely
 ■ fel nem használt alkatrészek
 ■ Nepotrební deli


1  

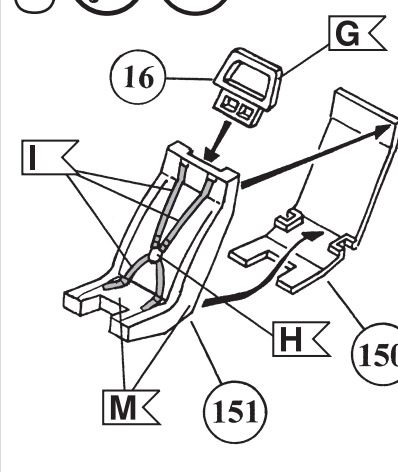
Nicht enthalten
 Not included
 Non fourni
 Behoort niet tot de levering
 No incluido
 Non compresi
 Não incluido
 Ikke medsendt
 Ingår ej
 Ikke inkluderet
 Eivät sisälly
 Δεν συμπεριλαμβάνεται
 Не содержится
 Nem tartalmazza
 Nie zawiera
 Ni vsebovano
 İçerisinde bulunmamaktadır
 Není obsaženo




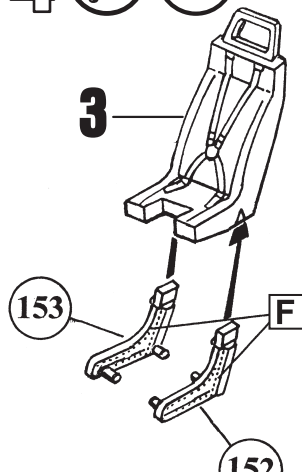
2  




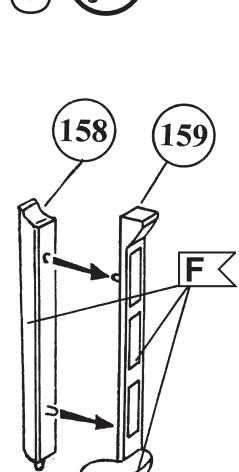
3  **2x**




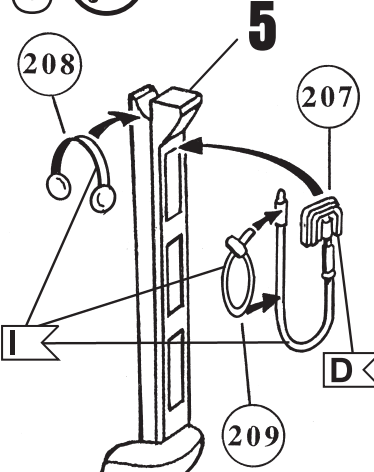
4  **2x**




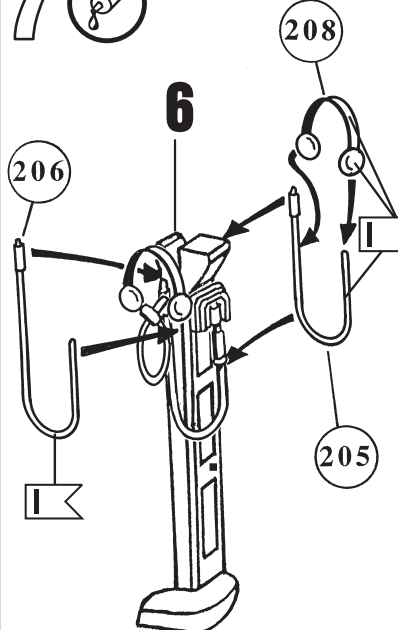
5 




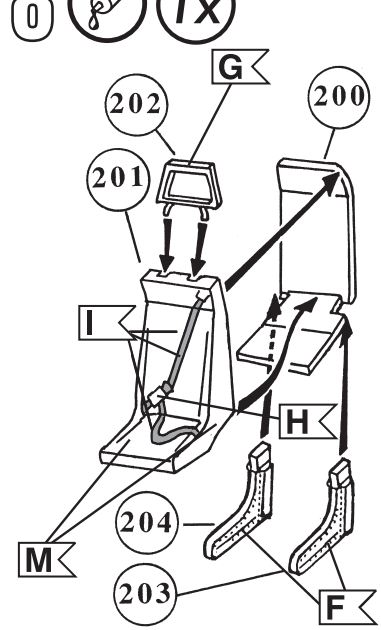
6 





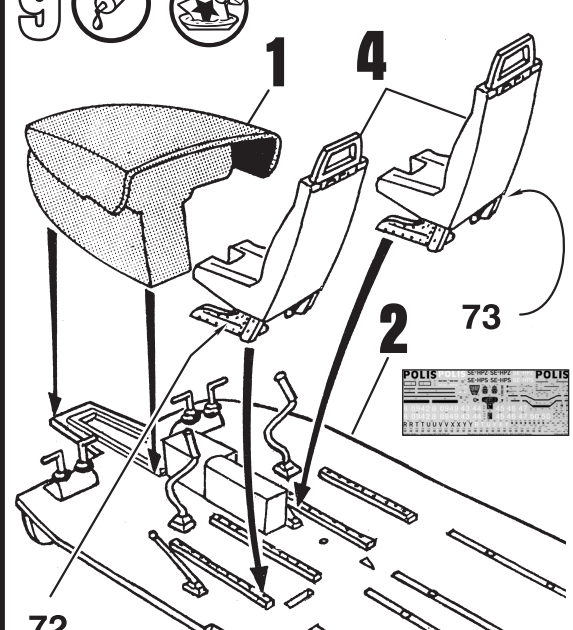
7 



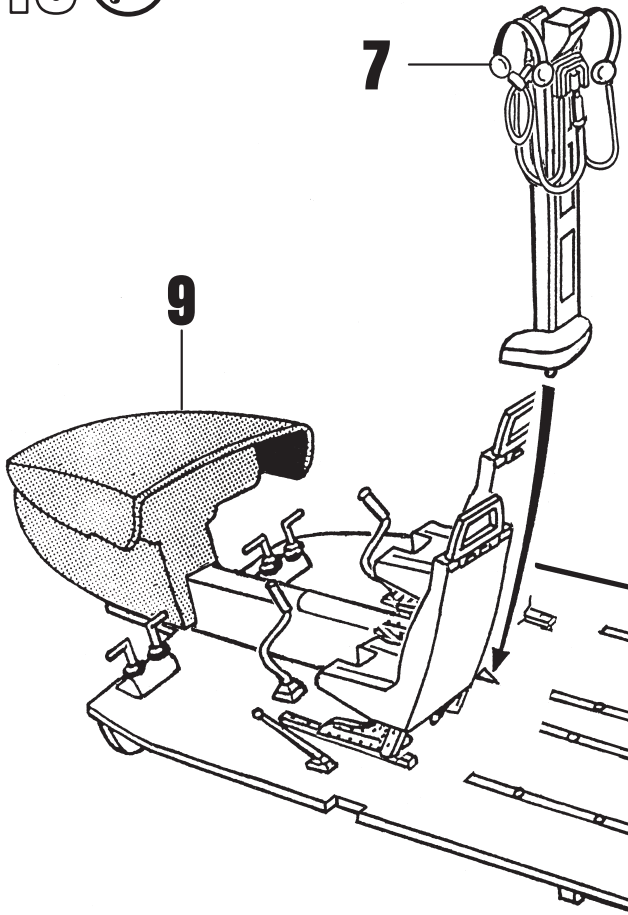
8  **1x**



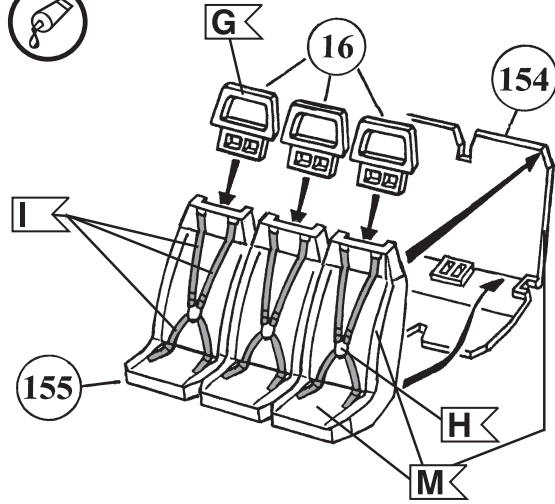
9  



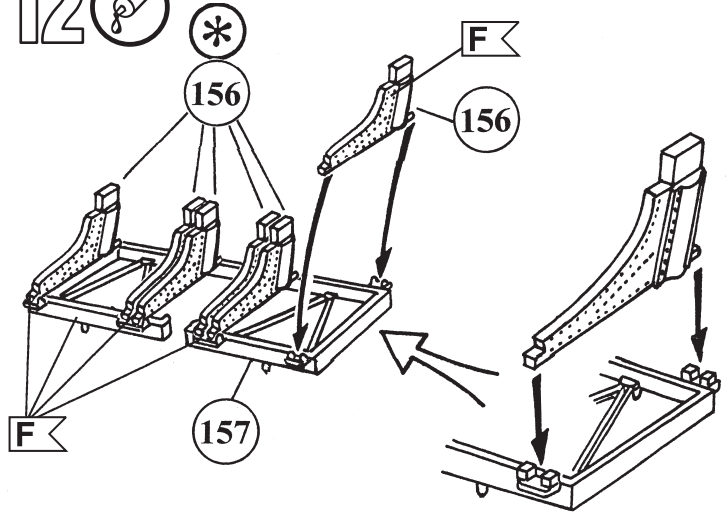
10 



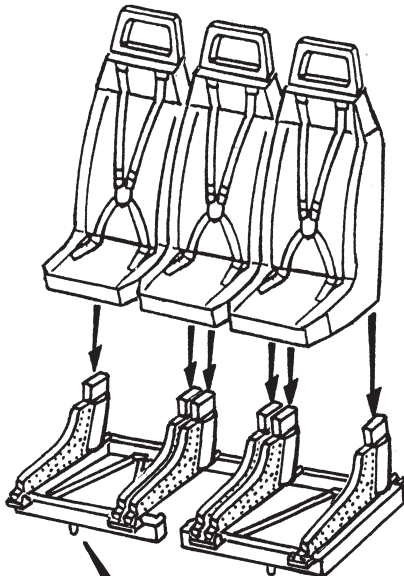
11 



12 



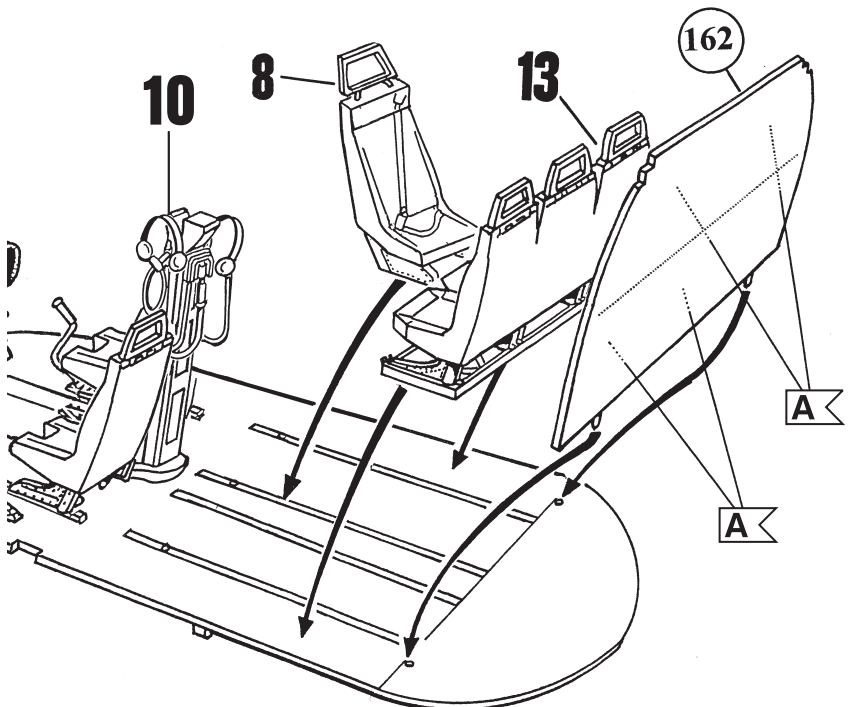
13  

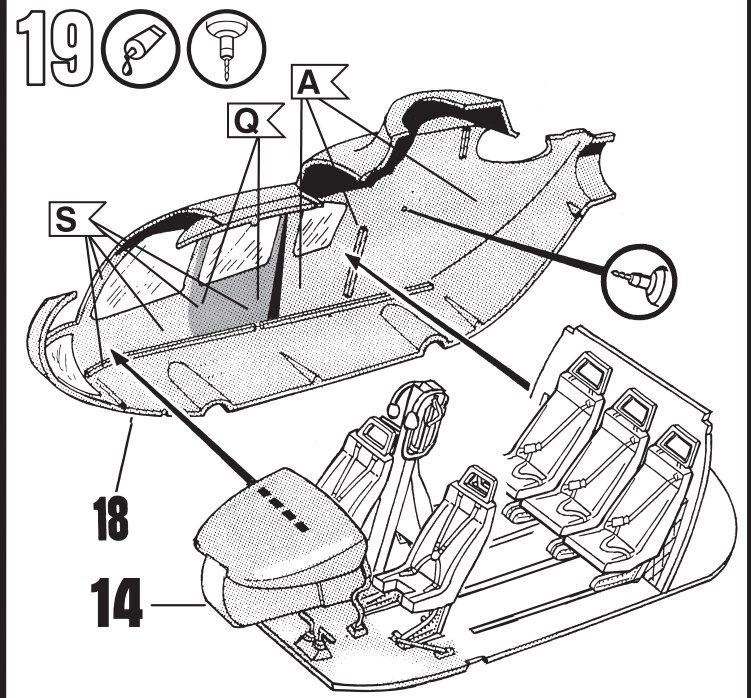
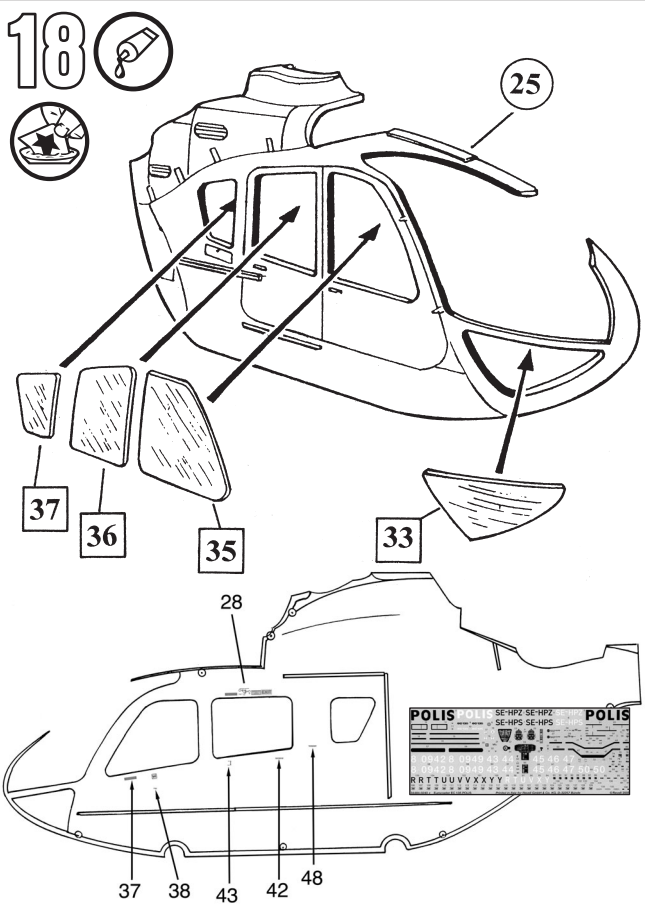
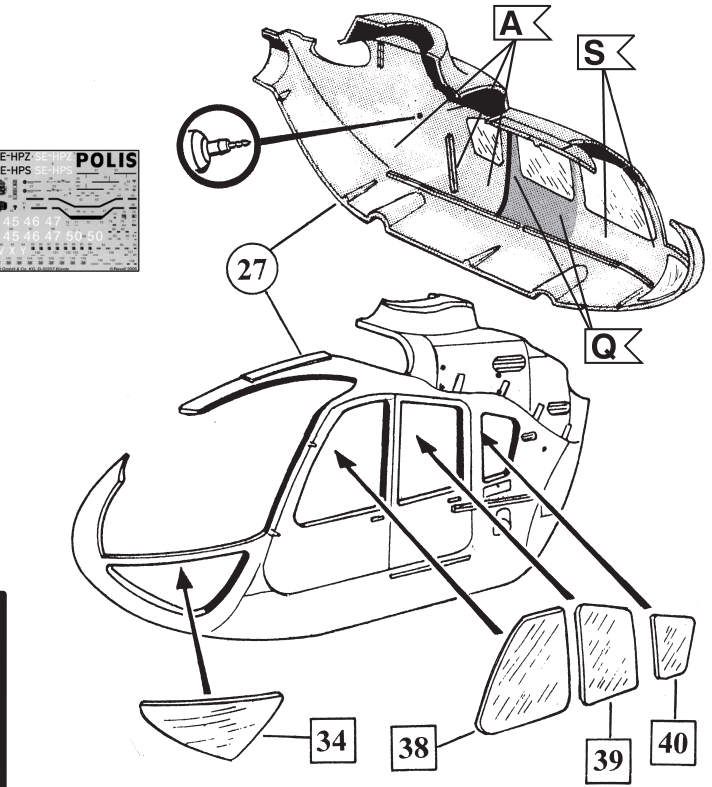
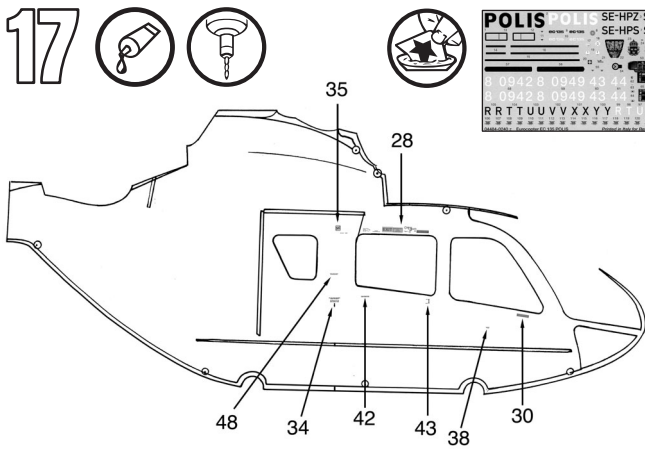
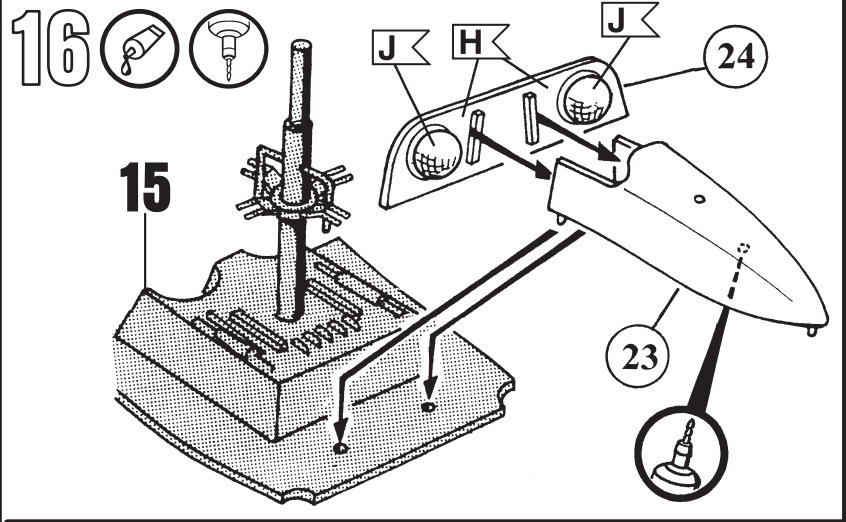
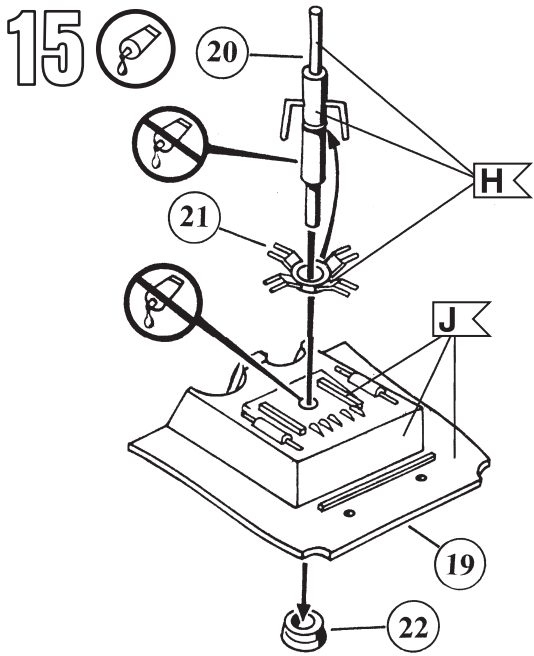


Entfernen
Remove
Détacher
Verwijderen
Sacar
Retirar
Eliminare
Tag loss
Poista
Fjernes
Fjern
Удалить
Usunać
απομακρύνετε
Temizleyin
Odstranit
eltávolítani
Ostraniti

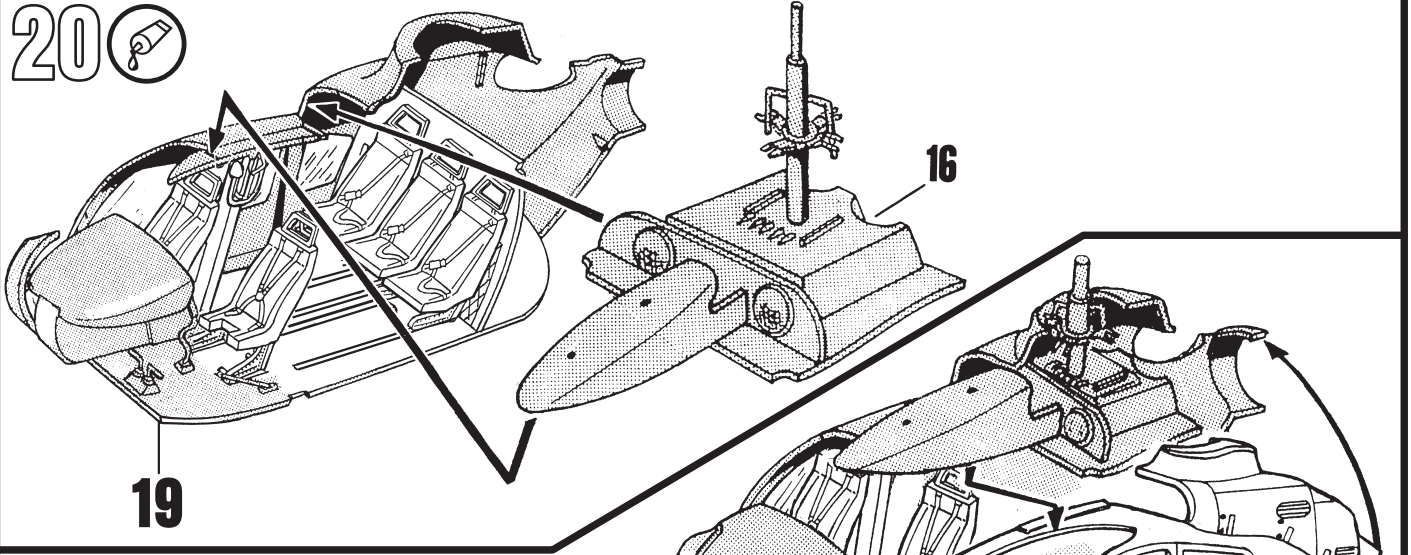


14 

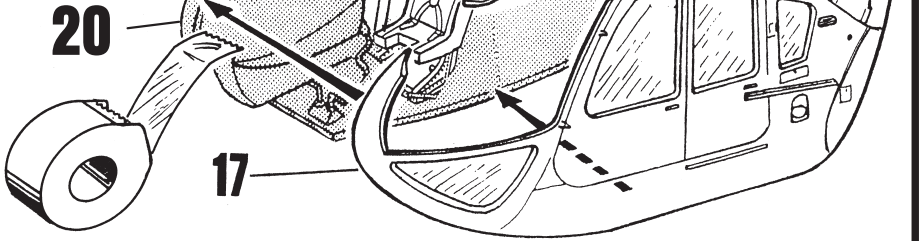




20



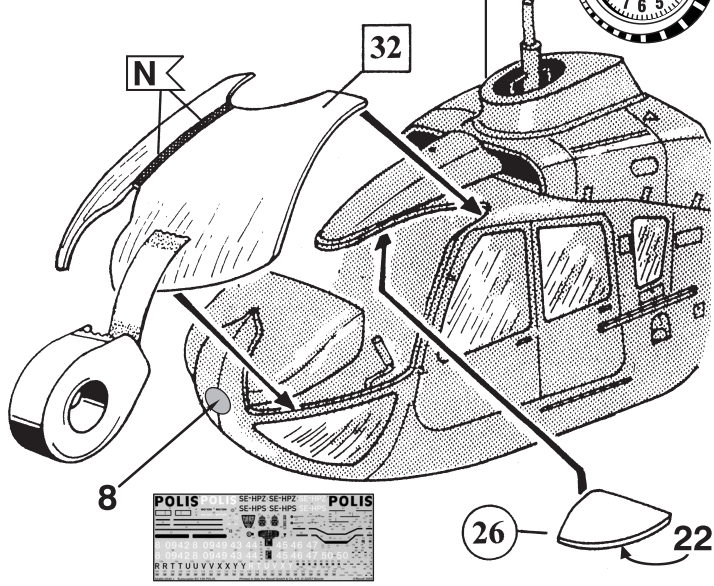
21



22



21



P

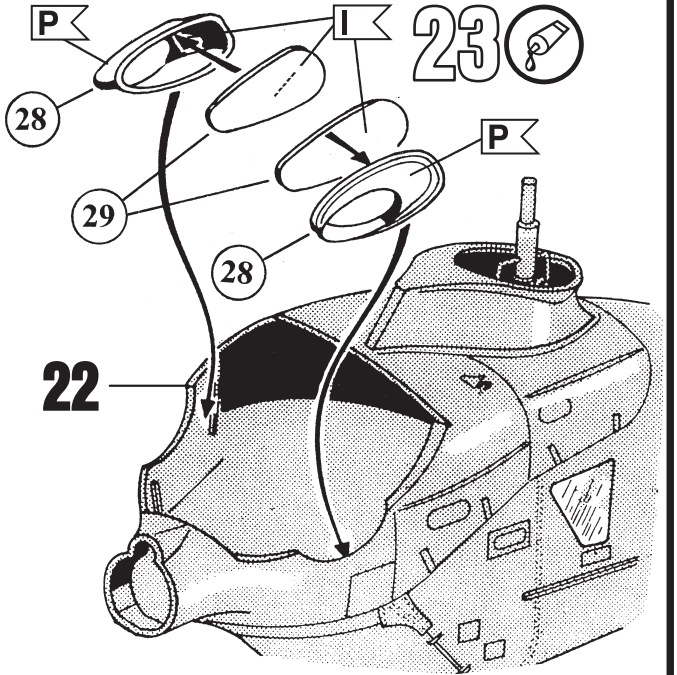
28

29

28

22

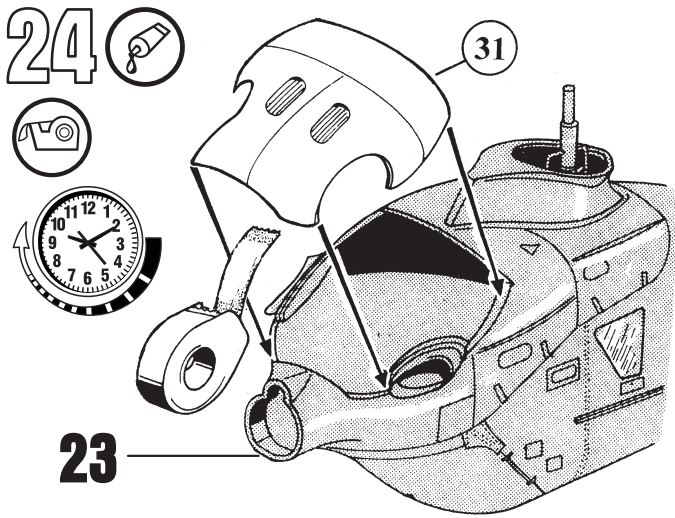
23



24



31

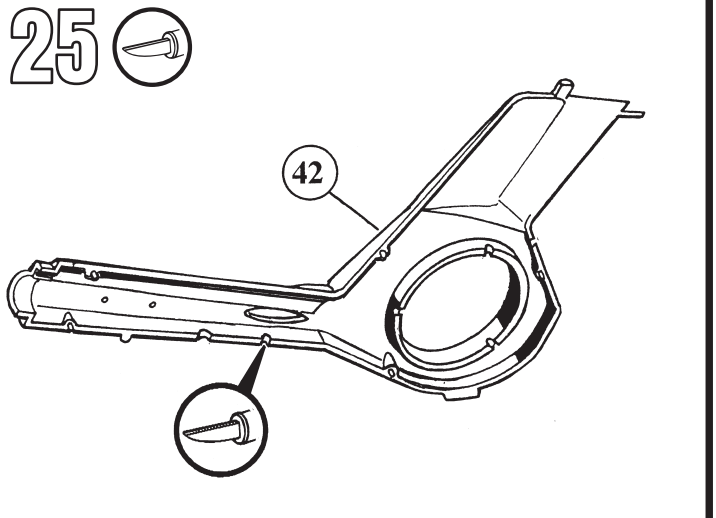


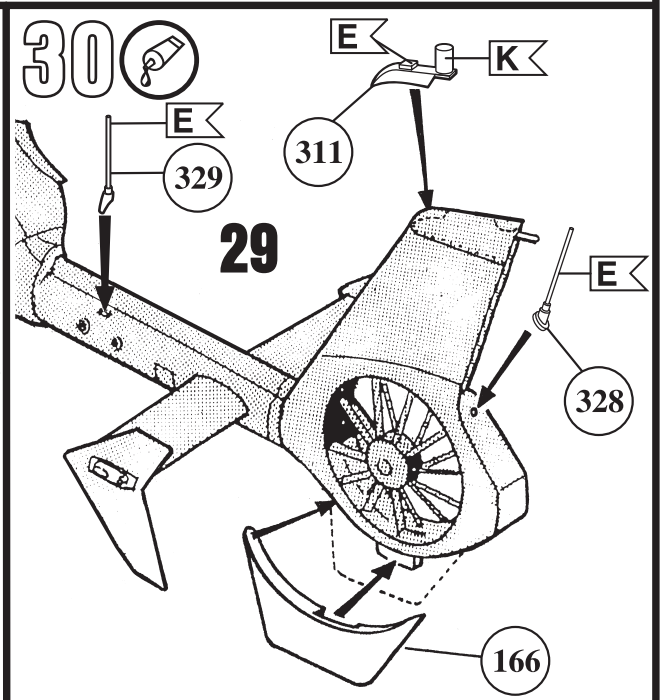
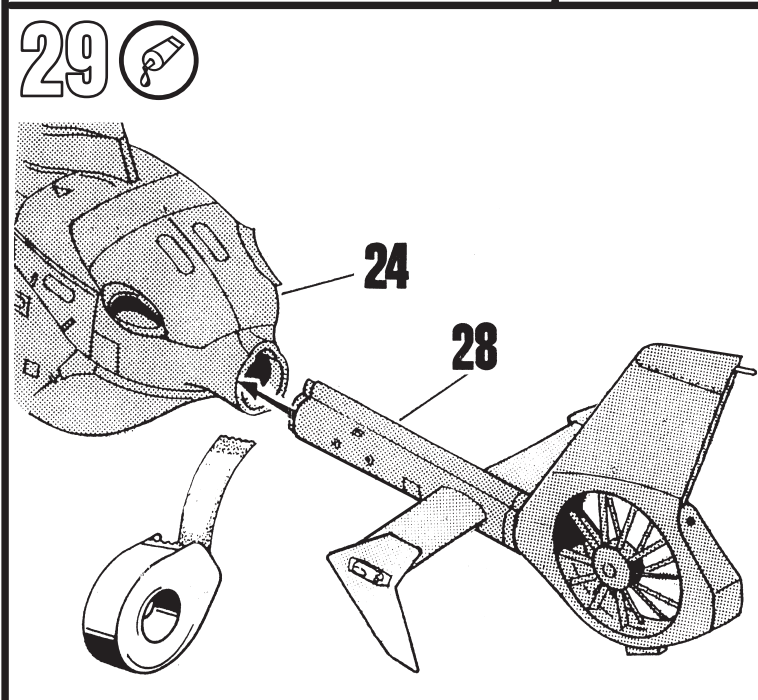
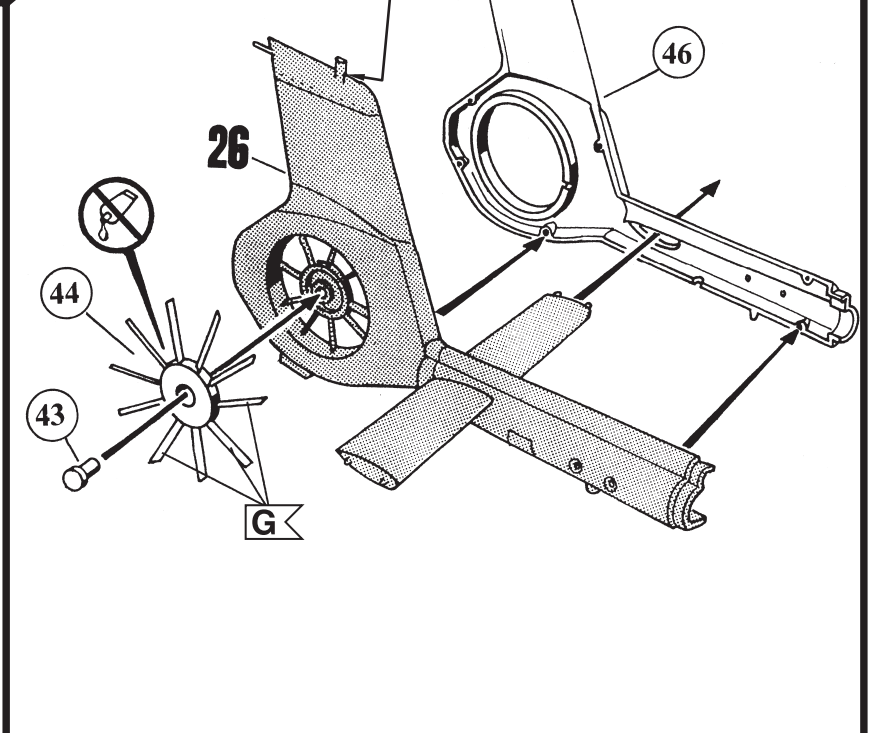
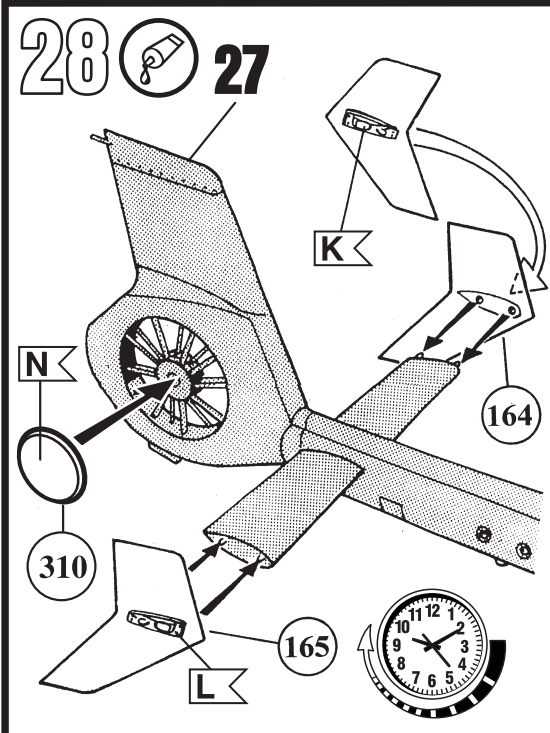
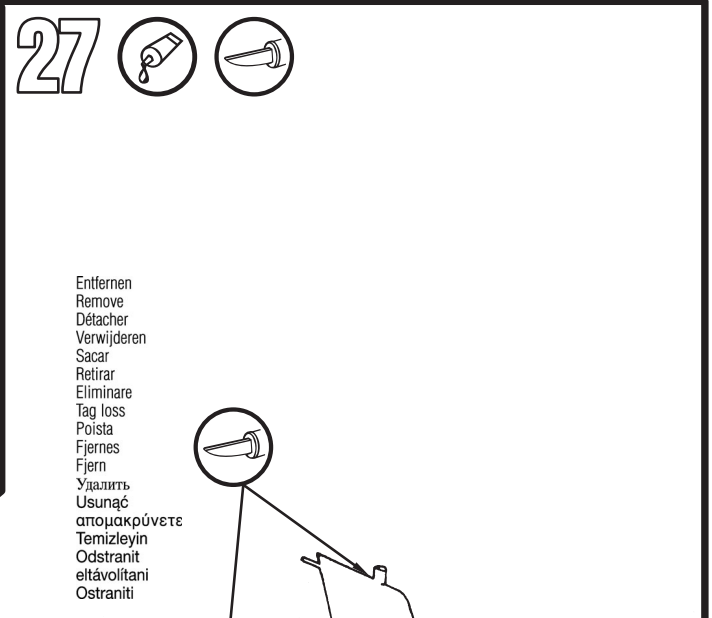
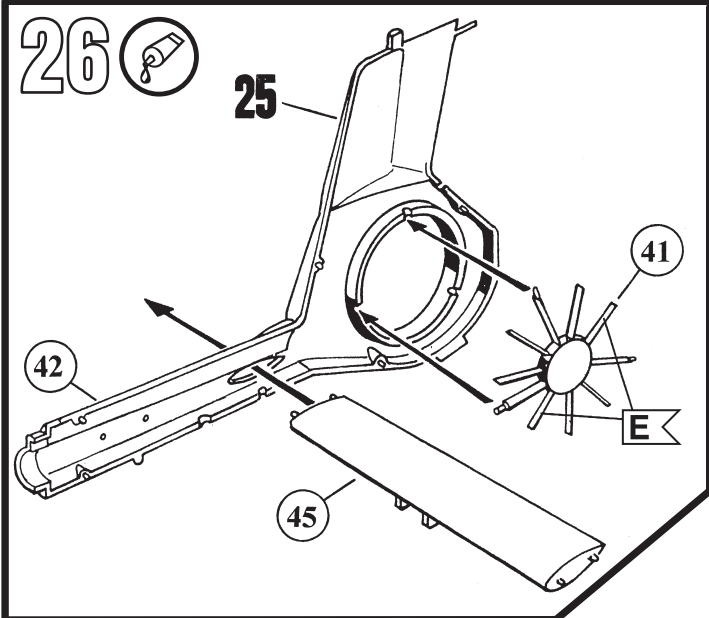
23

25

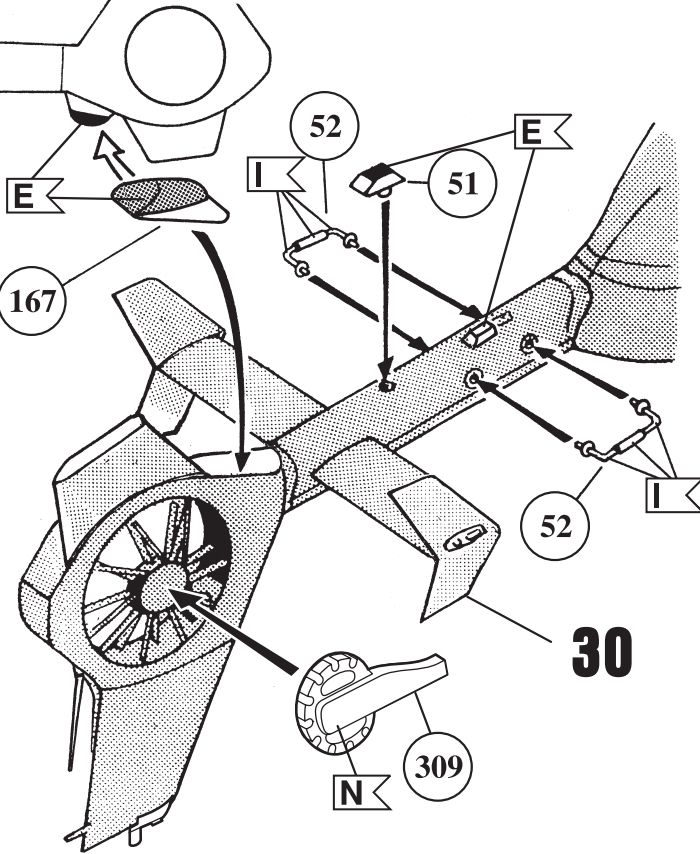


42



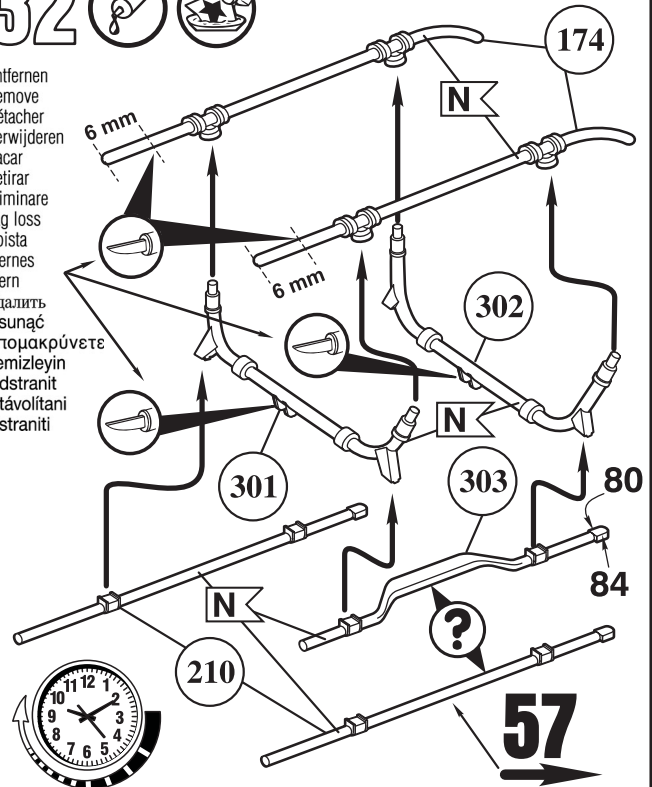


31 

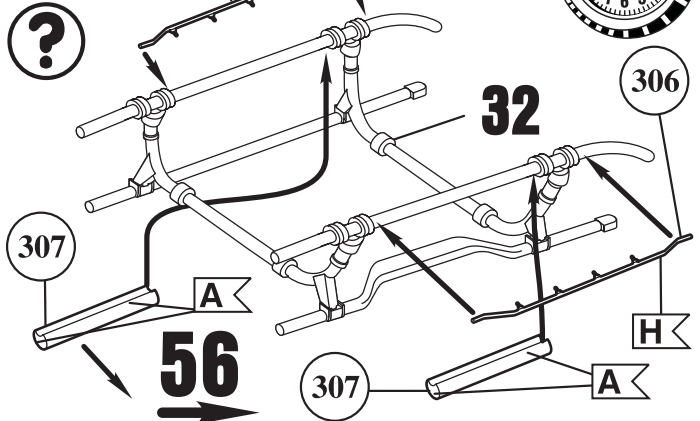


32  

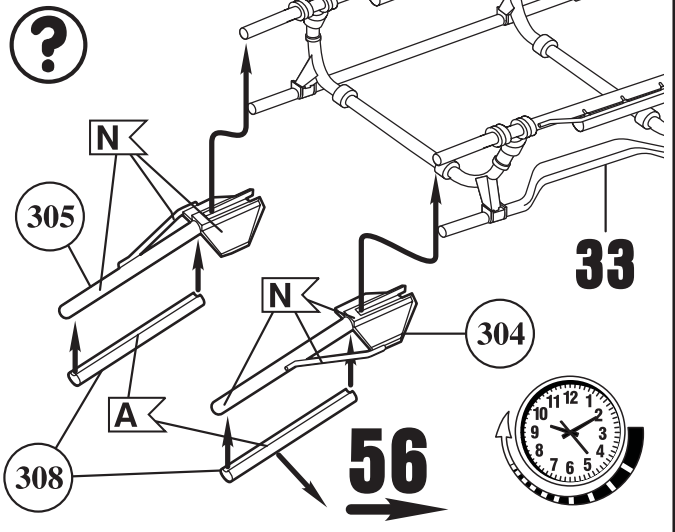
Entfernen
Remove
Détacher
Verwijderen
Sacar
Retirar
Eliminare
Tag loss
Poista
Fjernes
Fjern
Удалить
Usunąć
απομακρύνετε
Temizleyin
Odstranit
eltávolítani
Ostraniti



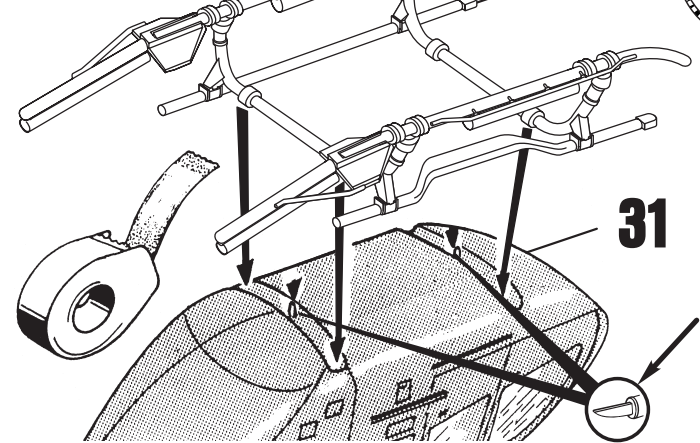
33 



34 

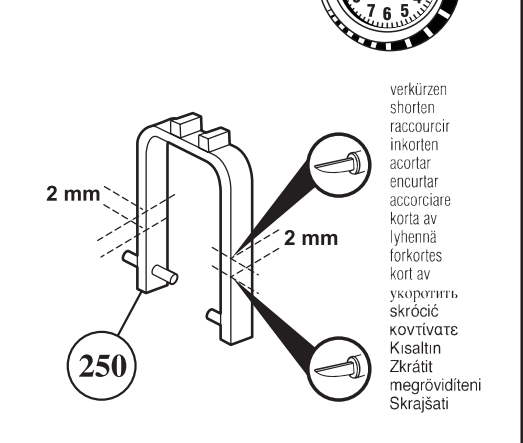


35 

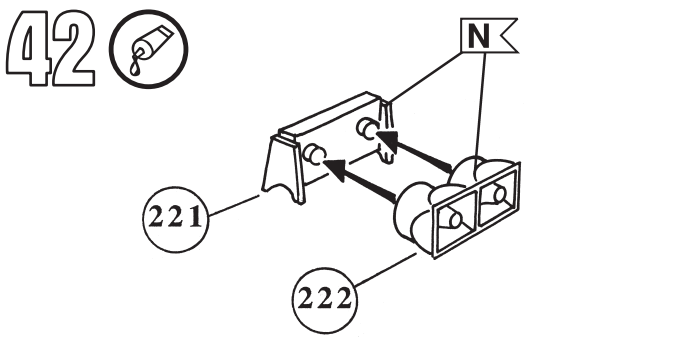
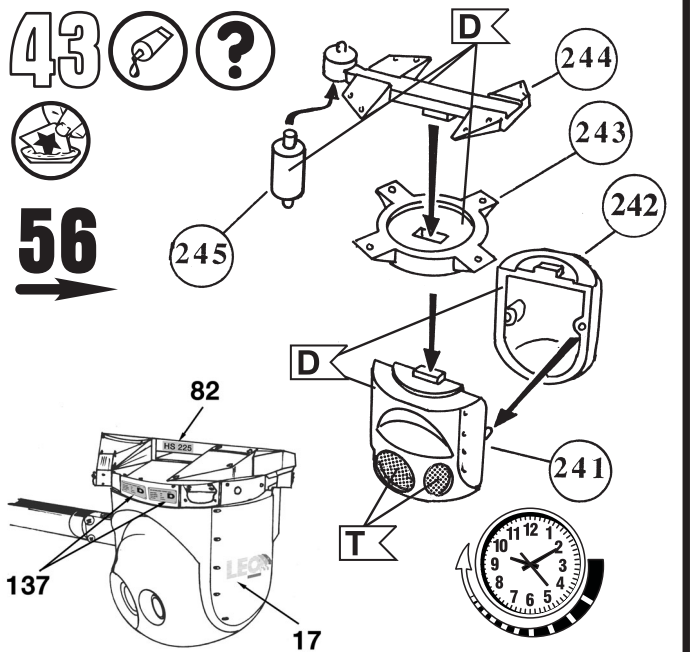
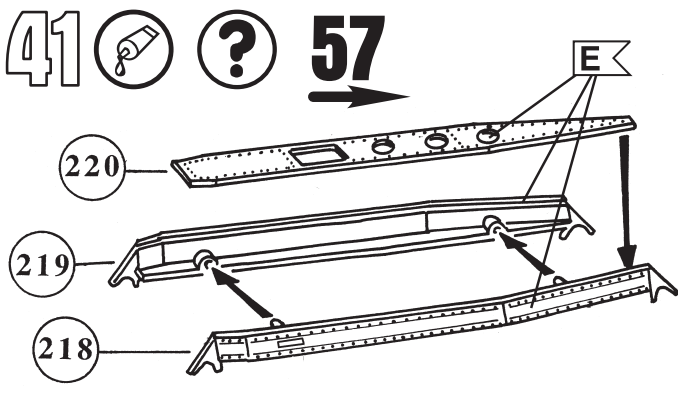
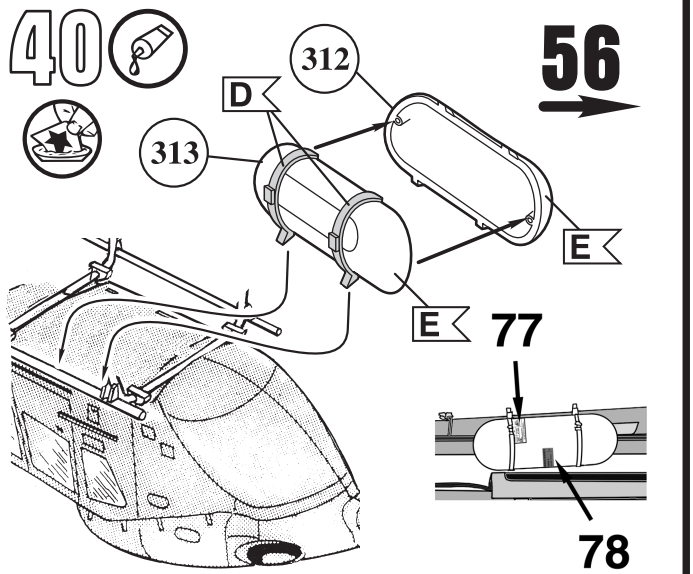
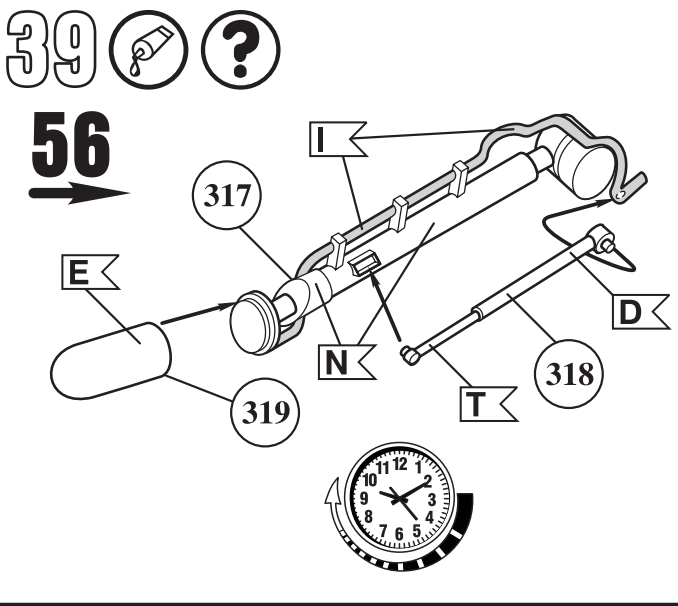
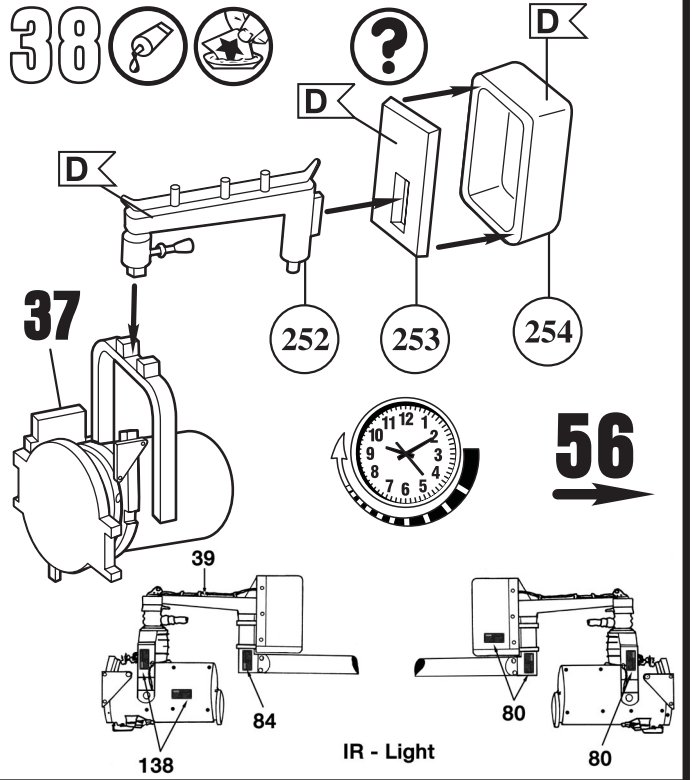
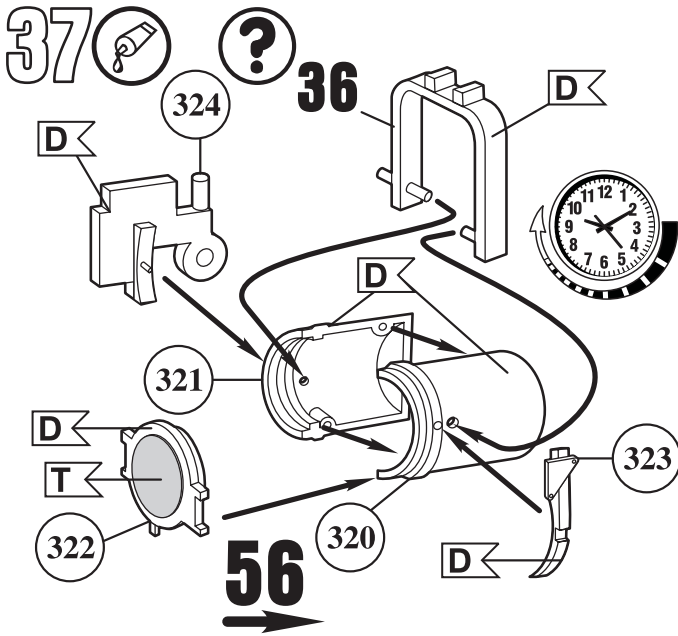


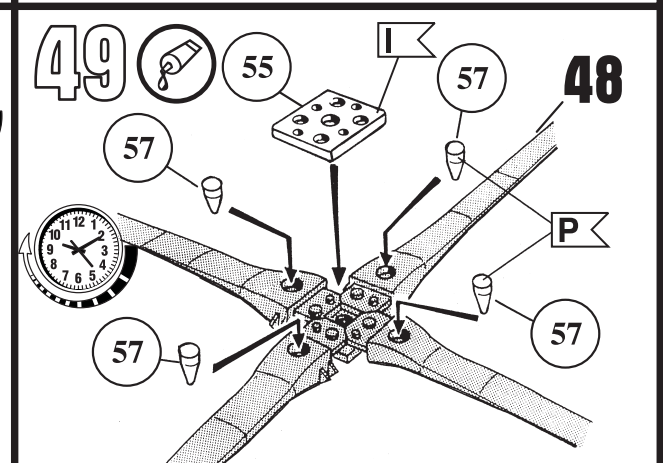
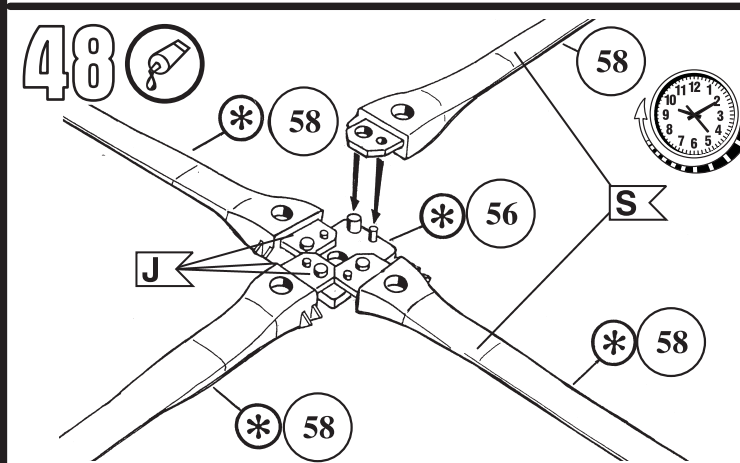
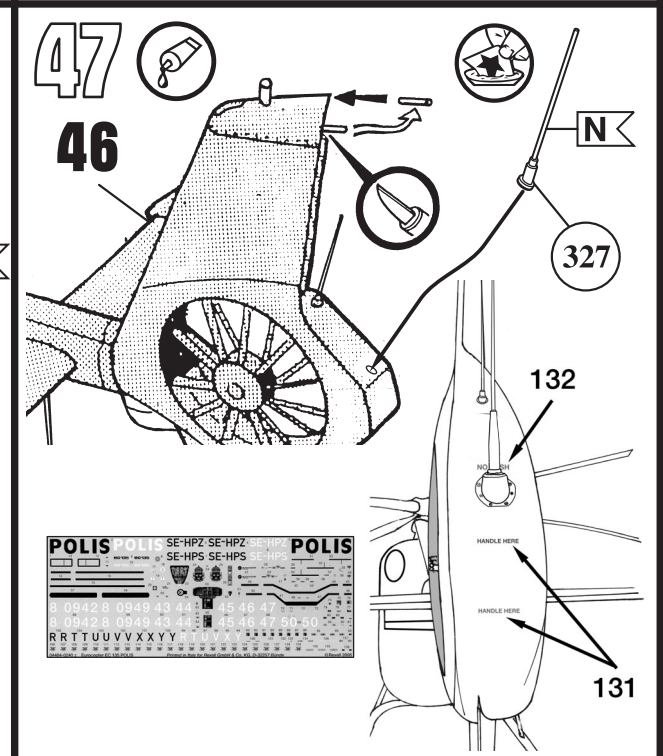
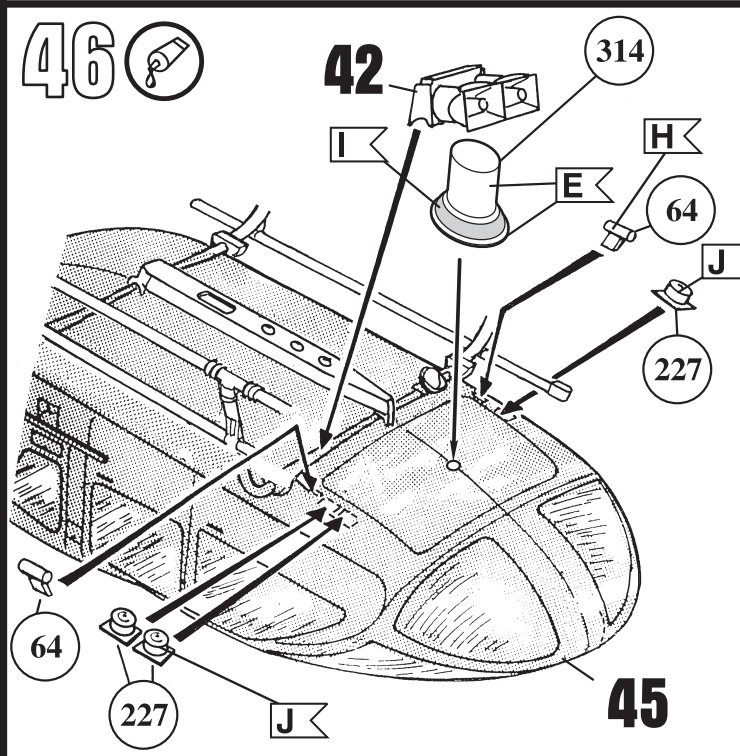
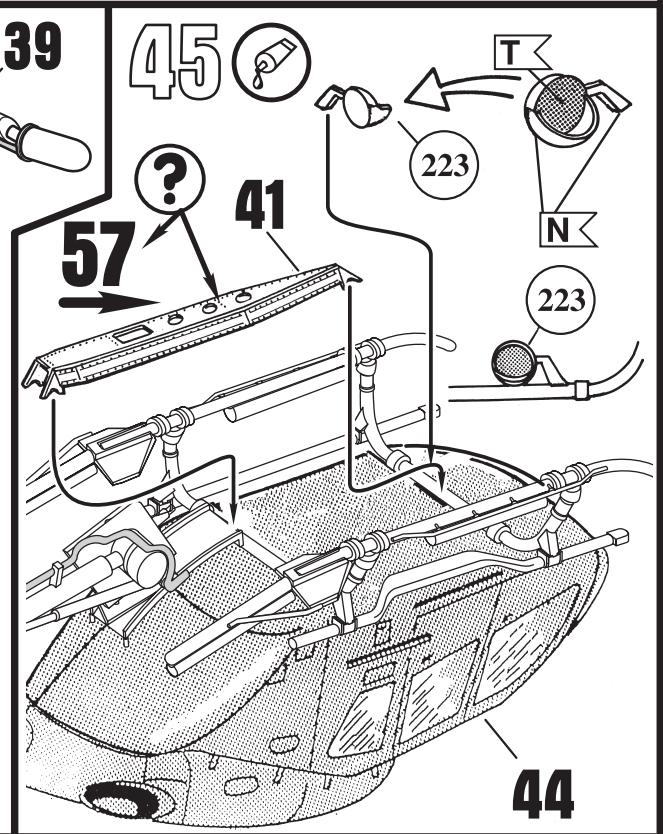
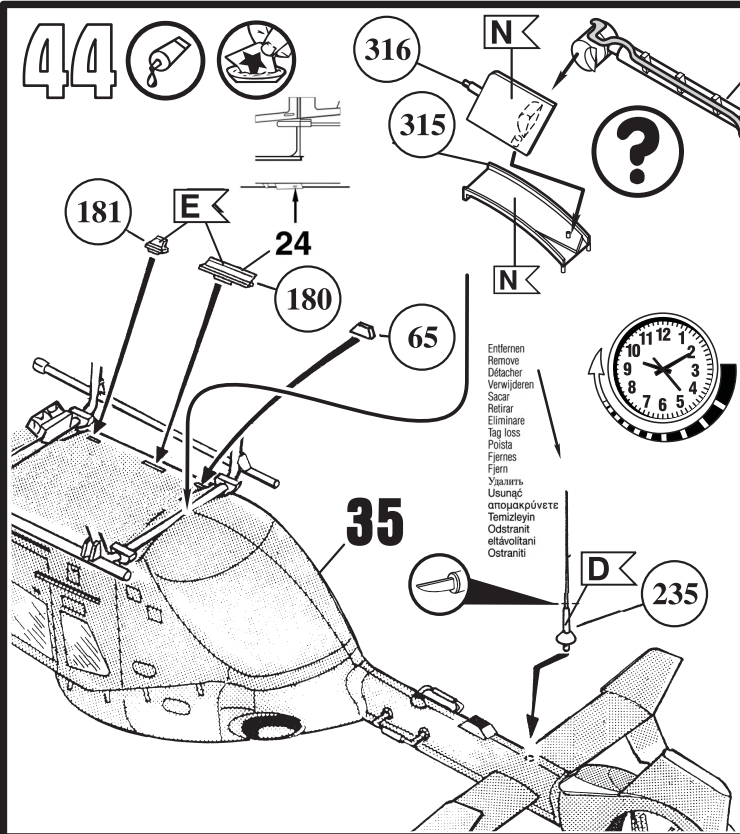
Entfernen
Remove
Détacher
Verwijderen
Sacar
Retirar
Eliminare
Tag loss
Poista
Fjernes
Fjern
Удалить
Usunąć
απομακρύνετε
Temizleyin
Odstranit
eltávolítani
Ostraniti

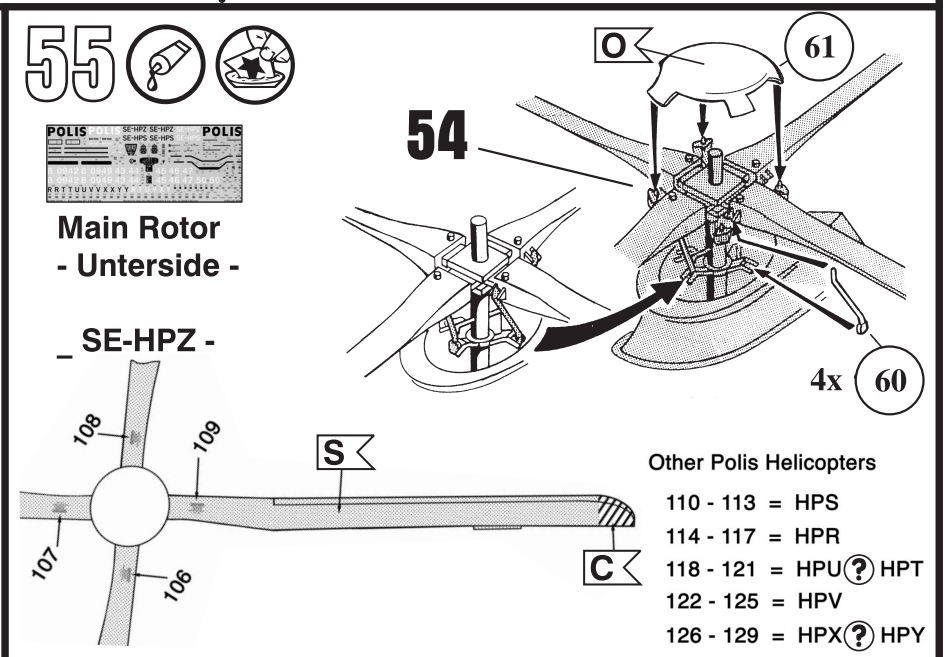
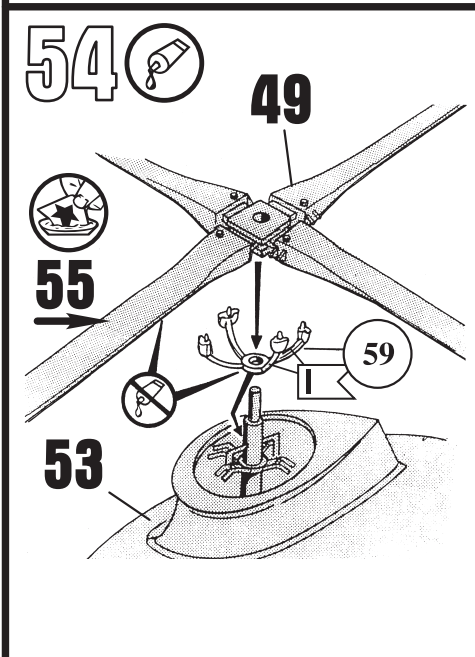
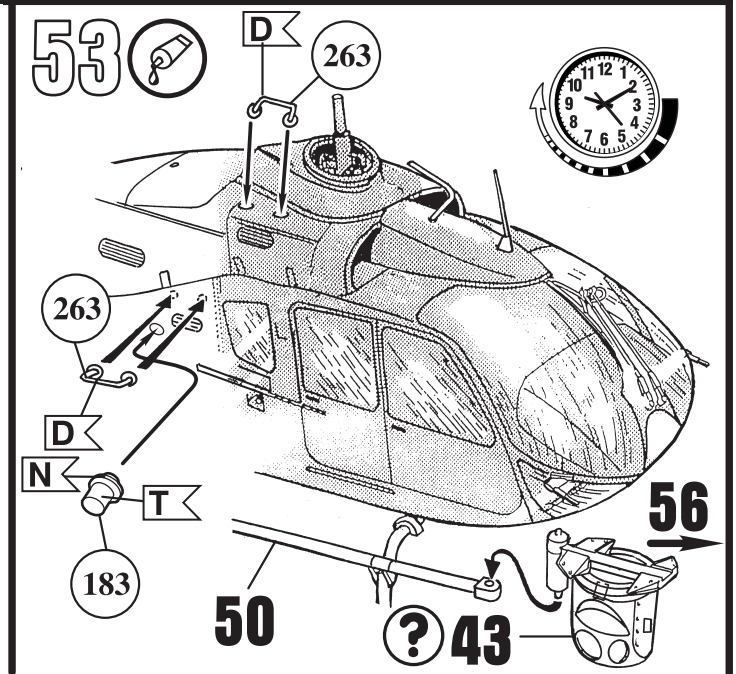
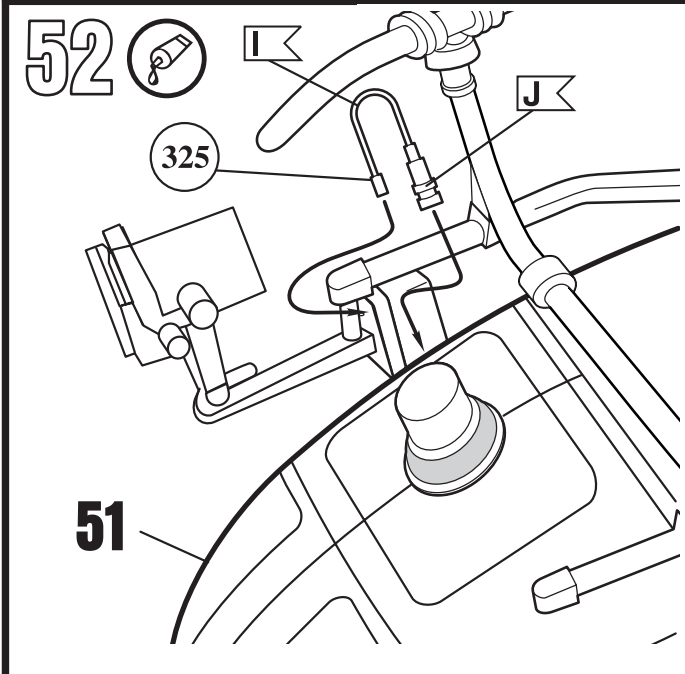
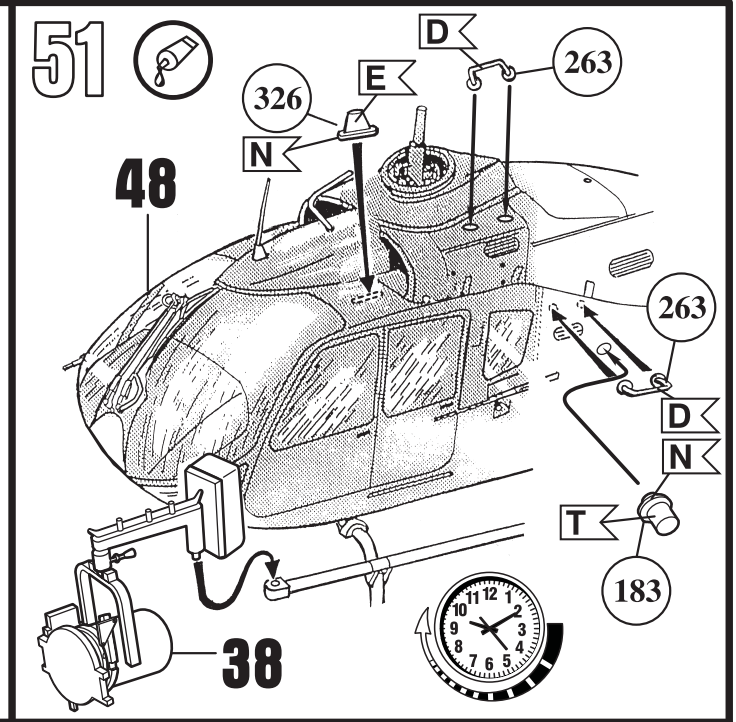
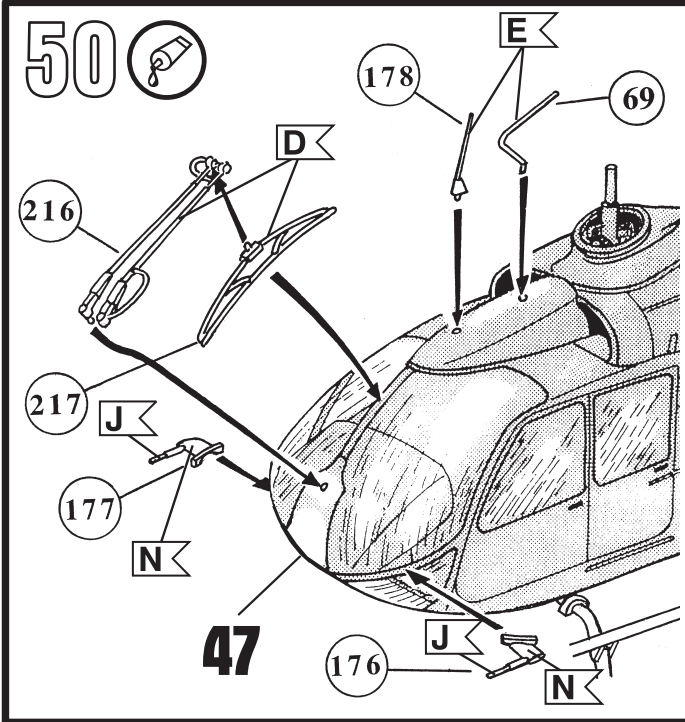
36  



verkürzen
shorten
raccourcir
inkorten
acortar
encurtar
accorciare
korta av
lyhennä
forkortes
kort av
укоротить
skrócić
kovtivate
Kisaltin
Zkrátit
megrövidíteni
Skrážšati



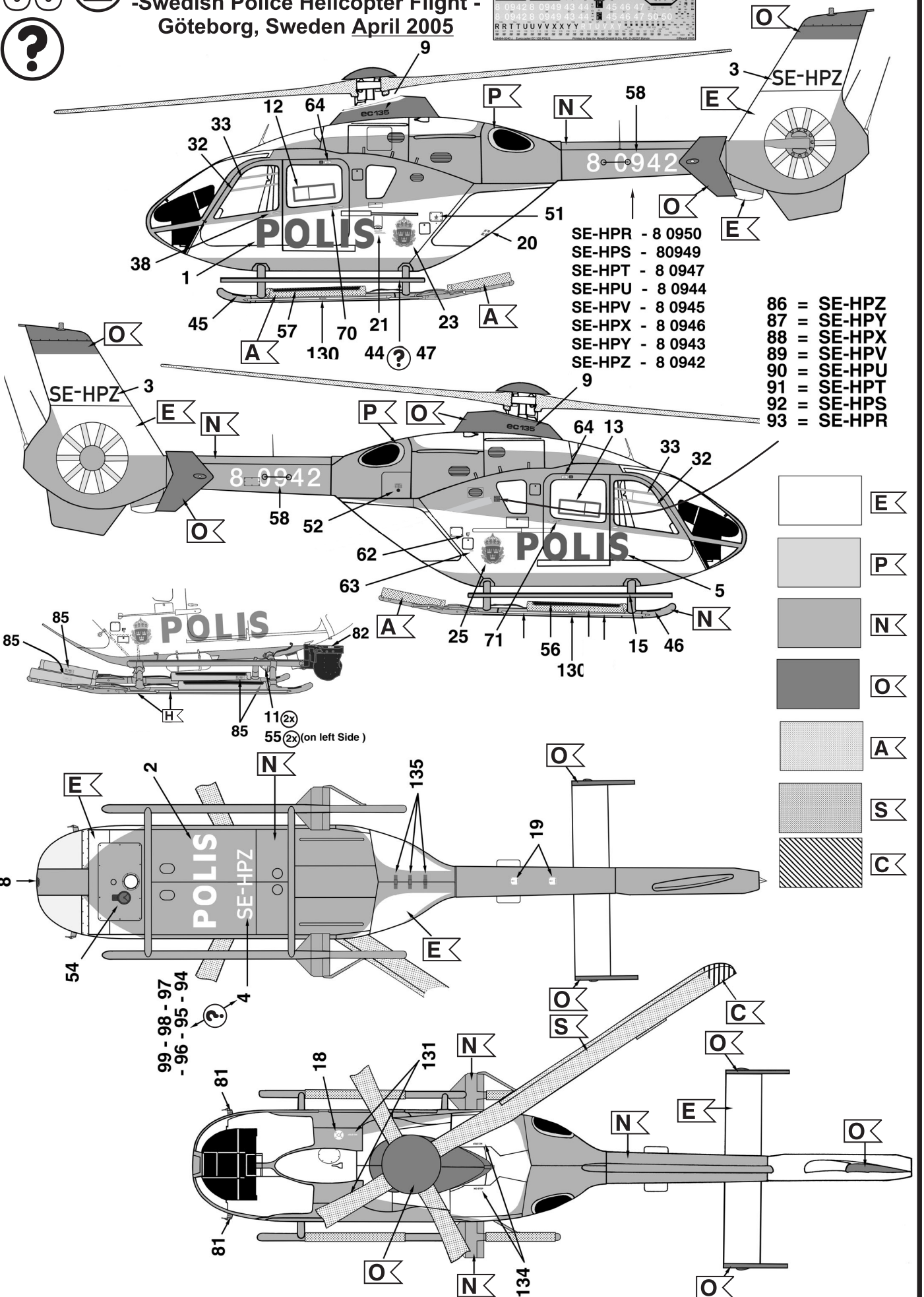







Eurocopter EC135 Polis

-Swedish Police Helicopter Flight -
Göteborg, Sweden April 2005



- SE-HPR - 8 0950
- SE-HPS - 80949
- SE-HPT - 8 0947
- SE-HPU - 8 0944
- SE-HPV - 8 0945
- SE-HPX - 8 0946
- SE-HPY - 8 0943
- SE-HPZ - 8 0942

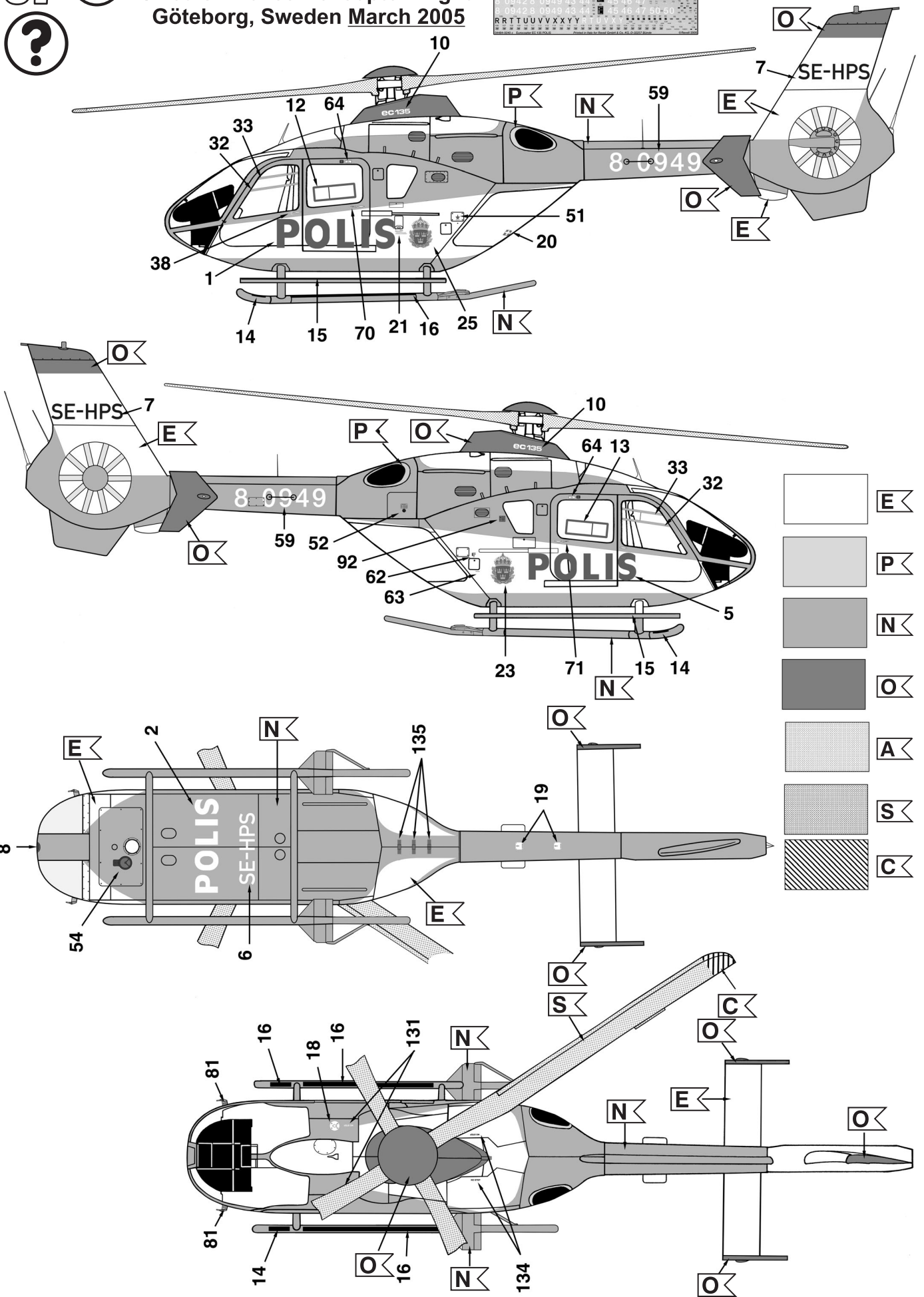

- 86 = SE-HPZ
- 87 = SE-HPY
- 88 = SE-HPX
- 89 = SE-HPV
- 90 = SE-HPU
- 91 = SE-HPT
- 92 = SE-HPS
- 93 = SE-HPR








57



Eurocopter EC135 Polis

-Swedish Police Helicopter Flight - Göteborg, Sweden March 2005



-  E
-  P
-  N
-  O
-  A
-  S
-  C